

Silver Sands Montessori Charter School ES

Address: 1841 Whitney Mesa Dr, Henderson, NV, 89014

Website: <https://www.silversandsmcs.org/>

Oct. 1 2019 Enrollment: 232

2019-20 Grades Served: K-5

2019-20 NSPF Rating: N/A

Comparison District: Clark

2019-20 Comparison School: Treem ES, Thorpe ES

2019-20

N/A

An Academic Performance Framework rating cannot be calculated. A 2019-20 NSPF star rating is unavailable, which is required for this rating.

2018-19

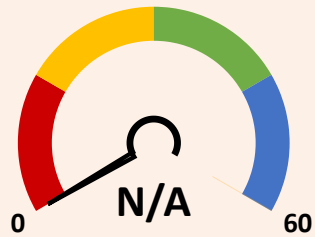
N/A

The 2018-19 Framework was not released publicly.

SCORING TABLE

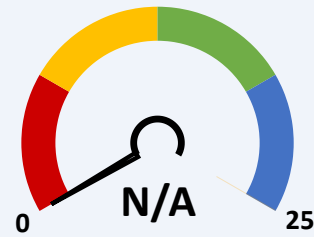
<20 BELOW STANDARD	≥20 and <50 DOES NOT MEET STANDARD	≥50 and <80 MEETS STANDARD	≥80 EXCEEDS STANDARD
--------------------------	------------------------------------------	----------------------------------	----------------------------

NEVADA SCHOOL RATINGS INDICATOR (60 POINTS)
60% of charter school score in Nevada school ratings (NSPF).



This indicator cannot be calculated, as 2019-20 NSPF index scores are unavailable.

GEOGRAPHICAL COMPARISONS INDICATOR (25 POINTS)
Charter school NSPF performance vs. comparison district/school(s).



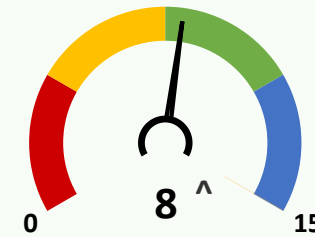
NSPF SCORE VS. COMPARISON DISTRICT (10 POINTS)



NSPF SCORE VS. COMPARISON SCHOOL (15 POINTS)

This indicator and its measures cannot be calculated, as 2019-20 NSPF index scores are unavailable.

ENROLLMENT DIVERSITY INDICATOR (15 POINTS)
Charter school FRL, IEP, and EL enrollment rates vs. comparison district.



^Bonus Indicator Points: 2
One point per group with at least 25% increase over prior year rate, up to indicator maximum.

10/1/19 CHARTER VS. DISTRICT K-5 ENROLLMENT RATES (5 POINTS EACH)

GRP.	CHARTER	DISTRICT	DIFF.	BONUS
FRL	≥20 and <30	80.4	▼	✓
IEP	≥10 and <15	12.5	▼	✗
EL	≥5 and <10	20.2	▼	✓

SCHOOL PROGRESS INDICATOR (NO POINTS)
Charter school changes in Math/ELA non-proficiency.

This indicator cannot be calculated, as 2019-20 assessment results are unavailable.