

Somerset Academy of Las Vegas Sky Pointe HS

Address: 7038 Sky Pointe Dr, Las Vegas, NV, 89131

Website: <https://mshs.somersetskypointe.org/>

Oct. 1 2020 Enrollment: 842

2020-21 Grades Served: 9-12

2020-21 NSPF Rating: N/A

Comparison District: Clark

2020-21 Comparison School: Arbor View HS

2020-21

N/A

An Academic Performance Framework rating cannot be calculated. A 2020-21 NSPF star rating is unavailable, which is required for this rating.

2019-20

N/A

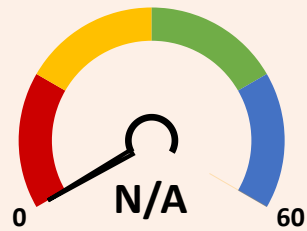
2019-20 Framework ratings were not calculated.

SCORING TABLE

<20 BELOW STANDARD	≥20 and <50 DOES NOT MEET STANDARD	≥50 and <80 MEETS STANDARD	≥80 EXCEEDS STANDARD
--------------------------	--	----------------------------------	----------------------------

NEVADA SCHOOL RATINGS INDICATOR (60 POINTS)

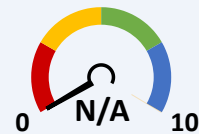
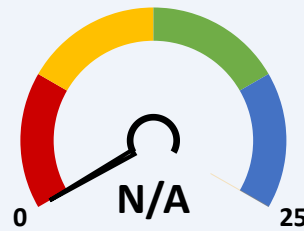
60% of charter school score in Nevada school ratings (NSPF).



This indicator cannot be calculated, as 2020-21 NSPF index scores are unavailable.

GEOGRAPHICAL COMPARISONS INDICATOR (25 POINTS)

Charter school NSPF performance vs. comparison district/school(s).



NSPF SCORE VS. COMPARISON DISTRICT (10 POINTS)

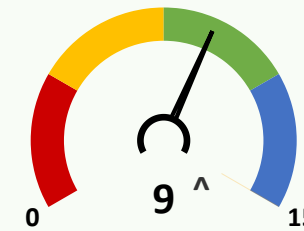


NSPF SCORE VS. COMPARISON SCHOOL (15 POINTS)

This indicator and its measures cannot be calculated, as 2020-21 NSPF index scores are unavailable.

ENROLLMENT DIVERSITY INDICATOR (15 POINTS)

Charter school FRL, IEP, and EL enrollment rates vs. comparison district.



^Bonus Indicator Points: 1
One point per group with at least 25% increase over prior year rate, up to indicator maximum.

10/1/20 CHARTER VS. DISTRICT 9-12 ENROLLMENT RATES (5 POINTS EACH)

GRP.	CHARTER	DISTRICT	DIFF.	BONUS
FRL	≥20 and <30	80.6	▼	✗
IEP	≥10 and <15	10.5	▲	✗
EL	<5	12.9	▼	✓

SCHOOL PROGRESS INDICATOR (NO POINTS)

Charter school changes in Math/ELA non-proficiency.

Non-Proficiency Rates (%)

2019-20	2020-21	
74.4	76.5	Math Non-Proficiency Increased
35.4	42.7	ELA Non-Proficiency Increased