

Annual Report to Nevada  
Department of Education 2025



**Nevada State Public  
Charter School  
Authority**

# CONTENTS

---

1	Background	3
1.1	History of the State Public Charter School Authority (SPCSA)	3
1.2	Annual Report by Sponsor of Charter School (NRS 388A.351)	3
2	The SPCSA’s Strategic Mission and Vision [NRS 388A.351(1)(d)]	4
2.1	The SPCSA’s Strategic Plan	4
2.1.1	Mission	4
2.1.2	Vision	4
2.1.3	Strategic Goals	4
2.2	Progress in Reaching Strategic Mission and Vision	5
2.2.1	Goal 1: Provide Families with Access to High-Quality Schools	5
2.2.2	Goal 2: Ensure that every SPCSA student succeeds - including those from historically underserved student groups	6
2.2.3	Goal 3: Increase the diversity of students served by SPCSA schools	7
3	SPCSA-Sponsored Public Charter Schools [NRS 388A.351(1)(b)]	7
3.1	SPCSA-Sponsored Public Charter Schools Scheduled To Open [NRS 388A.351(1)(b)(1)]	7
3.2	Current SPCSA-Sponsored Charter Schools [NRS 388A.351(1)(b)(2)]	7
3.3	Schools That Have Transferred Sponsorship [NRS 388A.351(1)(b)(3)]	9
3.4	Schools Whose Charter Contract Has Been Terminated [NRS 388A.351(1)(b)(4)]	10
3.5	Schools Whose Charter Contract Has Not Been Renewed [NRS 388A.351(1)(b)(5)]	10
3.6	Schools That Have Voluntarily Ceased Operation [NRS 388A.351(1)(b)(6)]	10
4	Academic, Financial, And Organizational Performance Of SPCSA-Sponsored Public Charter School <b>Error! Bookmark not defined.</b>	
4.1	Background	10
4.2	Current Performance of SPCSA-Sponsored Schools [NRS 388A.351(1)(a)]	11
5	Service Contracts Between The SPCSA And SPCSA-Sponsored Charter Schools [NRS 388A.351(1)(d)]	11
6	Federal Grants [NRS 388A.351(1)(e)]	11

# 1 BACKGROUND

---

## 1.1 HISTORY OF THE STATE PUBLIC CHARTER SCHOOL AUTHORITY (SPCSA)

In 2011, the Nevada Legislature created the State Public Charter School Authority, a statewide executive branch agency tasked with authorizing and overseeing most of Nevada’s public charter schools. The Legislative purpose of the SPCSA was and is to:

- Authorize charter schools of high-quality throughout this State with the goal of expanding the opportunities for pupils in this State, including, without limitation, pupils who are at risk.
- Provide oversight to the charter schools that it sponsors to ensure that those charter schools maintain high educational and operational standards, preserve autonomy, and safeguard the interests of pupils and the community.
- Serve as a model of the best practices in sponsoring charter schools and foster a climate in this State in which all high-quality charter schools, regardless of sponsor, can flourish.

The SPCSA is currently composed of an Executive Director, appointed by the Governor, 35 full-time employees, and nine independent contractors, and is overseen by a ten-member Board. Members of the SPCSA Board are appointed by the Governor, the Senate Majority Leader, the Speaker of Nevada’s Assembly, the State Board of Education, and the Charter School Association of Nevada. There is also a student representative on the board.

Since the SPCSA was created in 2011, public charter schools in Nevada have grown significantly. The SPCSA has grown from 15 public charter school campuses serving approximately 11,000 Nevada students in 2011 to 80 public charter school campuses in five counties (Clark, Churchill, Elko, White Pine, and Washoe) serving 63,609 Nevada students (13.1% of Nevada’s public school students) in the 2024--25 school year.

## 1.2 ANNUAL REPORT BY SPONSOR OF CHARTER SCHOOL (NRS 388A.351)

NRS 388A.351 requires each sponsor of public charter schools authorized and operating in Nevada to annually provide the Nevada Department of Education with information regarding the following:

- A description of the strategic vision of the sponsor and the progress of the sponsor in achieving that vision;
- A list of all public charter schools currently authorized and operating under the sponsorship and oversight of the public charter school sponsor;
- A list of public charter schools that have been approved by the sponsor but have not yet opened;
- A summary of the academic, financial, and organizational performance of each public charter school authorized by each public charter school sponsor;
- A list of public charter schools sponsored by the public charter school sponsor
  - that the public charter school’s sponsor has terminated the public charter school’s charter contract,
  - that have voluntarily ceased operations, and
  - that the public charter school’s sponsor has not renewed the public charter school’s charter school contract;
- A list of public charter schools that have requested a change in sponsorship pursuant to NRS 388A.381;
- A description of the services provided by the sponsor pursuant to any service agreements entered into between the sponsor and the governing body of the charter school pursuant to NRS 388A.381, including an itemized accounting of the actual costs of those services; and
- The amount of any money from the Federal Government that was distributed to the charter school, and any concerns regarding the equity of such distributions and any recommendations on how to improve access to and distribution of money from the Federal Government.

## 2 THE SPCSA'S STRATEGIC MISSION AND VISION [NRS 388A.351(1)(D)]

### 2.1 THE SPCSA'S STRATEGIC PLAN

The SPCSA's 2019-2024 strategic plan was adopted in December of 2019. The strategic plan is summarized below. The 2025-2030 strategic plan was adopted in December of 2024 and can be found on our [website](#). This report will serve as the final annual report of the 2019-2024 plan.

#### 2.1.1 Mission

The SPCSA sponsors, supports, and oversees dynamic and responsive public charter schools that prepare all students for academic, social, and economic success.

#### 2.1.2 Vision

Equitable access to diverse, innovative, and high-quality public schools for every Nevada student.

#### 2.1.3 Strategic Goals

##### **Goal 1: Provide Families with Access to High-Quality Schools**

The SPCSA aims for all sponsored schools to meet academic, organizational and financial performance standards. Five-year goals:

- a. Improve upon existing strong performance on star ratings by achieving 70% four-star or better, 83% three-star or better, no more than 17% two-star, and less than 4% one star.\*
- b. Schools demonstrate strong organizational and financial performance with 95% rated as meeting standards on the SPCSA Organizational and Financial Performance Frameworks.

##### **Goal 2: Ensure that every SPCSA student succeeds - including those from historically underserved student groups**

The SPCSA aims for all sponsored schools to demonstrate strong academic growth, high levels of proficiency and on-time graduation across all student groups, including historically underserved student groups. Five-year goals:

- a. Increase the percent of schools that demonstrate, for each student group, a median student growth percentile on the 3<sup>rd</sup>-8<sup>th</sup> grade state Math and English Language Arts (ELA) assessments that exceeds the respective group's Nevada median student growth percentile.
- b. For each student group, surpass respective Nevada proficiency rates on the state Math and ELA assessments.
- c. For each student group, surpass respective Nevada 4-year graduation rates.

##### **Goal 3: Increase the diversity of students served by SPCSA schools**

The SPCSA aims for sponsored schools to serve a population of students that is representative of the State with regard to race/ethnicity and additional student groups. Five-year goals:

- a. By the 2021-22 school year and thereafter, in *newly created SPCSA-sponsored public charter school seats* (new schools, new campuses, and expansion of existing schools), enroll English Learners, Students Eligible for Free or Reduced-Price Lunch, and Students with Disabilities at rates that are greater than or equal to the respective Nevada enrollment rates.^
- b. While continuing to serve currently enrolled students, in *vacant seats* at existing SPCSA-sponsored schools, enroll English Learners, Students Eligible for Free or Reduced-Price Lunch, and Students with Disabilities at rates that are greater than or equal to the respective Nevada enrollment rates.^

\*This goal excludes alternative framework schools

^Applies to SPCSA-sponsored schools on the aggregate level, and not on the individual school level

## 2.2 PROGRESS IN REACHING STRATEGIC MISSION AND VISION

While the last five years have been substantially impacted by the COVID-19 pandemic, the SPCSA has worked to maintain a focus on our strategic plan. Below is a summary of the progress the SPCSA has made since the adoption of the strategic plan in 2019.

### 2.2.1 Goal 1: Provide Families with Access to High-Quality Schools

When the SPCSA’s Strategic plan was adopted during the 2018-19 school year, the vast majority of SPCSA-sponsored charter schools were already meeting expectations for academic performance by earning a 3-star rating or better, and a significant percentage were exceeding expectations by earning a rating of 4-stars or better. The SPCSA aimed to continue to build on this high performance by increasing the percentage of schools rated as 3-stars or better. Over the last five years, SPCSA-sponsored schools, like schools across the State, have seen significant challenges due to the impacts of COVID-19. During that time, we’ve also seen an increase in the number of SPCSA-sponsored schools and students served by SPCSA schools.

The table below shows the SPCSA’s progress in meeting academic performance goals (excluding schools that are approved to be rated on the Nevada Alternative Performance Framework).

School Year	Percent of schools rated as <b>1-star</b> on the NSPF indicating they ‘do not meet standards’	Percent of schools rated as <b>2-star</b> or lower on the NSPF indicating they have ‘partially met’ standards	Percent of schools are rated <b>3+ stars</b> on the NSPF indicating ‘adequate’ or better performance	Percent of schools rated <b>4+ stars</b> on the NSPF indicating ‘commendable’ or ‘superior’ schools
<b>2018-19</b>	2.0%	19.9%	78.2%	64.4%
<b>2019-20<sup>^</sup></b>	-	-	-	-
<b>2020-21<sup>^</sup></b>	-	-	-	-
<b>2021-22<sup>*</sup></b>	6.4%	13.5%	80.2%	55.6%
<b>2022-23</b>	8.2%	26.3%	73.6%	47.3%
<b>2023-24</b>	14.7%	11.7%	73.4%	52.1%

<sup>^</sup> For the 2019-20 and 2020-21 school years, the Nevada Department of Education was granted a waiver by the U.S. Department of Education and was not required to issue star ratings under the Nevada School Performance Framework.

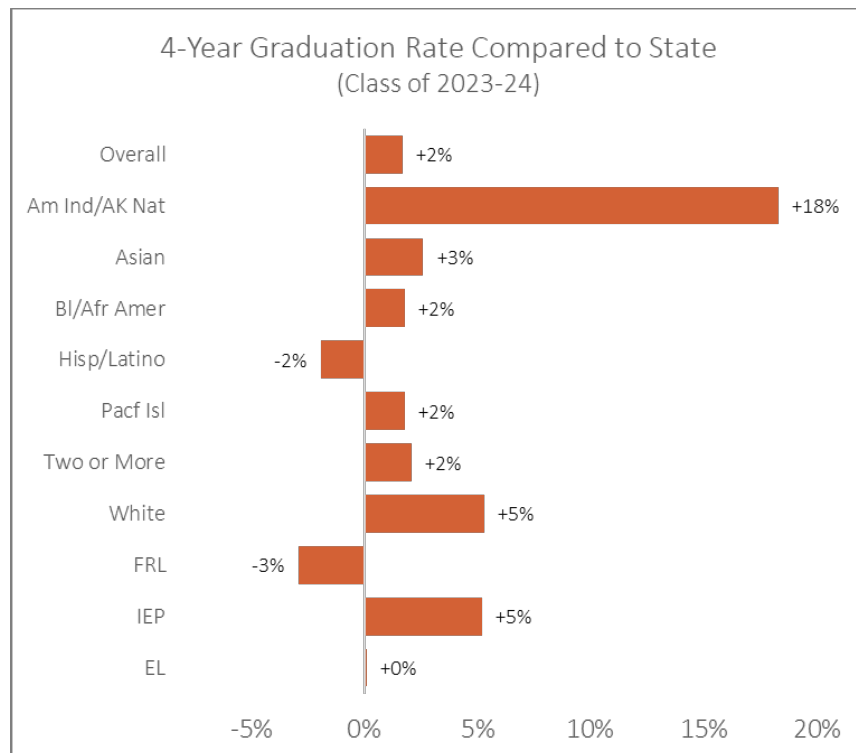
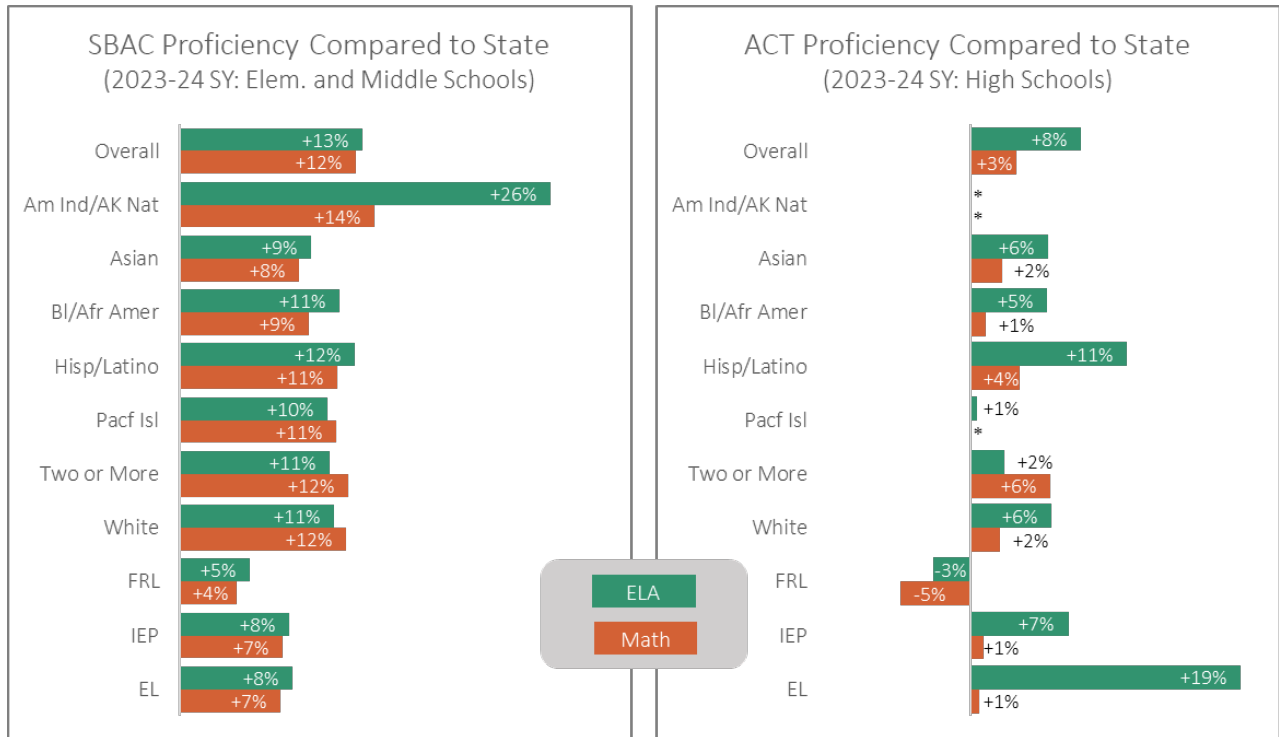
<sup>\*</sup> Projected ratings based on Nevada School Performance Framework index scores, as official 2021-22 star ratings were not issued.

In line with the responsibility to ensure strong stewardship of public funds, the State Public Charter School Authority annually evaluates schools' organizational and financial performance. These evaluations are based on organizational and financial performance frameworks grounded in statutory and regulatory requirements and incorporate data from each charter holder’s annual financial audit. The SPCSA has set a goal that 95% of schools will be rated as meeting standards on both the organization and financial performance frameworks. The table below shows the progress the SPCSA has made in achieving goals related to sponsored schools' organizational and financial performance.

School Year	Percent of schools meeting organizational performance expectations	Percent of schools meeting financial performance expectations
<b>2019-20</b>	100%	91.2%
<b>2020-21</b>	100%	94.7%
<b>2021-22</b>	100%	78%
<b>2022-23</b>	98%	68.2%
<b>2023-24</b>	88%	*

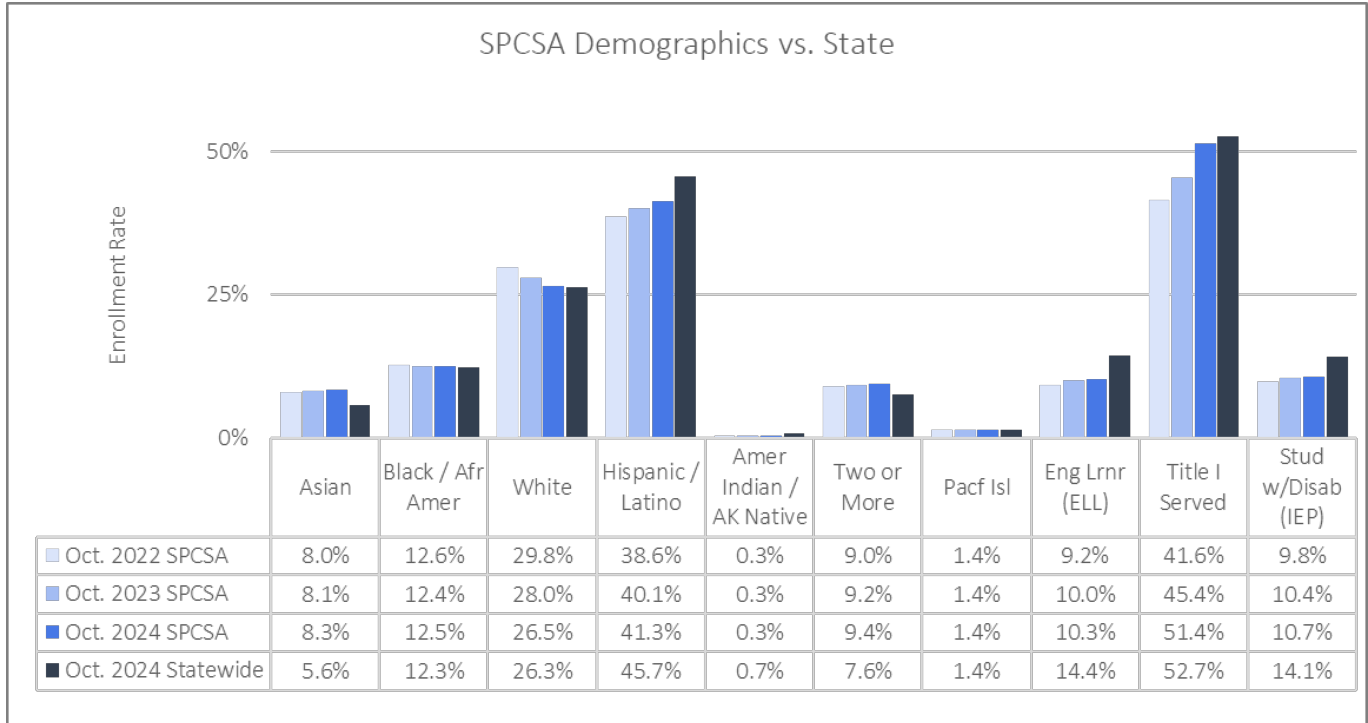
<sup>\*</sup> Financial performance results for the 2023-24 school year are expected to be presented at the SPCSA Board Meeting on March 4, 2025.

**2.2.2 Goal 2: Ensure that every SPCSA student succeeds - including those from historically underserved student groups**  
 Statewide data show that some student groups have historically underperformed relative to their peers on key academic indicators. Those student groups include students qualifying for Free or Reduced-Price Lunch, English Language Learners, and students who receive Special Education services, along with students identifying as Native American, Black or African American, and Hispanic or Latino. While these opportunity gaps exist within SPCSA-sponsored schools, students attending SPCSA-sponsored schools have mostly outperformed their peers on statewide assessments over the last few years. The graphs below show the percentage differences in proficiency and graduation rates between corresponding SPCSA and state student groups from the 2023-24 school year.



### 2.2.3 Goal 3: Increase the diversity of students served by SPCSA schools

As shown in the graph below, over the last three years, the SPCSA has increased enrollment in three historically underserved student groups: students served at Title I schools (those with a high percentage of students eligible for Free or Reduced-Priced Lunch), English Learners, and Students with Disabilities. The SPCSA enrollment rates of many student groups approach or exceed the corresponding state student group enrollment rates.



## 3 SPCSA-SPONSORED PUBLIC CHARTER SCHOOLS [NRS 388A.351(1)(B)]

### 3.1 SPCSA-SPONSORED PUBLIC CHARTER SCHOOLS SCHEDULED TO OPEN [NRS 388A.351(1)(B)(1)]

The following schools have been approved by the SPCSA to open:

Charter School Campus Name	Opening Year
Do and Be Arts Academy of Excellence	2025-2026*
Nevada Classical Academy	2025-2026
Pioneer Technical Arts Academy	2025-2026*
Rooted School Clark County	2025-2026*
Western Youth Leadership Engagement and Empowerment Middle School (WYLEES)	2025-2026

\*School deferred opening until the 2025-2026 school year.

### 3.2 CURRENT SPCSA-SPONSORED CHARTER SCHOOLS [NRS 388A.351(1)(B)(2)]

As of the 2024-25 school year, the SPCSA sponsors and oversees 80 charter school campuses that serve approximately 64,000 students. Below is a list of current schools:

Charter School Campus Name	23-24 Grade Levels	23-24 Total Enrollment
Alpine Academy	9 - 12	157
Amplus - Durango	K - 12	1690
Amplus - Rainbow	K - 5	628
Battle Born Academy	K-7	267
Beacon Academy of Nevada - Flamingo	9 - 12	743*
Beacon Academy of Nevada - Sahara	9 - 12	<i>*Combined with Flamingo Campus</i>
CIVICA	K - 8	905
Coral Academy of Science - Cadence	PK-8	1573
Coral Academy of Science - Centennial Hills	K - 8	681
Coral Academy of Science - Eastgate	K - 7	582
Coral Academy of Science - Nellis AFB	PK - 8	895
Coral Academy of Science - Sandy Ridge	8 - 12	867
Coral Academy of Science - Tamarus	K - 4	394
Coral Academy of Science - Windmill	5 - 7	415
Democracy Prep	K - 12	1277
Discovery Charter School - Hillpointe	K - 8	400
Discovery Charter School - Sandhill	K - 5	93
Doral Academy - Cactus	K - 8	999
Doral Academy - Fire Mesa	K - 8	988
Doral Academy - Red Rock	K - 12	2365
Doral Academy - Saddle	K - 8	995
Doral Academy - West Pebble	K - 8	1000
Doral Academy of Northern Nevada	K - 8	996
Eagle Charter School	K-5	170
Elko Institute for Academic Achievement	K - 8	309
Equipo Academy School	6 - 12	855
Explore Academy	6-12	268
Founders Classical Academy of Las Vegas	K - 12	1083
Freedom Classical Academy	K - 8	1064
Futuro Academy	K - 5	456
Honors Academy of Literature	K - 8	217
Imagine School at Mountain View	K - 6	674
Leadership Academy of Nevada	6 - 12	277
Learning Bridge Charter School	K - 8	164
Legacy Traditional School - Cadence	K - 8	1185
Legacy Traditional School - North Valley	K - 8	1349
Legacy Traditional School - Southwest	K - 8	1518
Mater Academy of Nevada - Bonanza	PK - 8	1105
Mater Academy of Nevada - East	PK - 11	2373
Mater Academy of Nevada - Mountain Vista	PK - 8	1103
Mater Academy of Northern Nevada	K - 8	490
Nevada Connections Academy	9 - 12	1052
Nevada Prep	3 - 8	314



Charter School Campus Name	23-24 Grade Levels	23-24 Total Enrollment
Nevada Rise	K - 5	369
Nevada State High School - Downtown	11 - 12	40
Nevada State High School - Henderson	11 - 12	229
Nevada State High School - Henderson/Downtown	11 - 12	118
Nevada State High School - Meadowood	11 - 12	30
Nevada State High School - Northwest	11 - 12	122
Nevada State High School - Southwest	11 - 12	139
Nevada State High School - Summerlin	11 - 12	131
Nevada State High School - Sunrise	11 - 12	51
Nevada State High School North Las Vegas	11 - 12	80
Nevada Virtual Academy	6 - 12	1717
Oasis Academy	K - 12	770
PilotED Cactus Park	K - 5	296
Pinecrest Academy of Nevada - Cadence	K - 12	2299
Pinecrest Academy of Nevada - Horizon	K - 5	901
Pinecrest Academy of Nevada - Inspirada	K - 8	1191
Pinecrest Academy of Nevada - Sloan Canyon	K - 12	2183
Pinecrest Academy of Nevada- Springs	K - 3	186
Pinecrest Academy of Nevada - St. Rose	K - 8	1025
Pinecrest Academy of Northern Nevada	K - 8	997
Pinecrest Academy Virtual	6 - 10	117
Quest Academy - Northwest	K - 8	452
Sage Collegiate	K - 6	241
Signature Preparatory	K - 8	1006
Silver Sands Montessori	K - 8	242
Somerset Academy - Aliante	K - 8	1163
Somerset Academy - Lone Mountain	K - 8	993
Somerset Academy - Losee	K - 12	2393
Somerset Academy - North Las Vegas	K - 5	770
Somerset Academy - Sky Pointe	K - 12	2152
Somerset Academy - Skye Canyon	K - 8	996
Somerset Academy - Stephanie	K - 8	956
Southern Nevada Trades High School	9-10	83
Sports Leadership and Management Academy	K - 12	1843
Strong Start Academy	K - 3	142
TEACH Las Vegas	K - 8	383
Young Women's Leadership Academy of Las Vegas	6 - 10	141

### 3.3 SCHOOLS THAT HAVE TRANSFERRED SPONSORSHIP [NRS 388A.351(1)(B)(3)]

No charter school has transferred sponsorship to the SPCSA since the last submission of this report.

### 3.4 SCHOOLS WHOSE CHARTER CONTRACT HAS BEEN TERMINATED [NRS 388A.351(1)(B)(4)]

On August 2-3, 2024, the SPCSA held a public hearing in compliance with the procedures for adjudication of contested cases under NRS 233B to make a final determination regarding the Notice of Termination of Eagle Charter School as approved by the SPCSA board on June 21, 2024, in accordance with NRS 388A.330. The board considered and voted unanimously on the following:

1. Whether Eagle failed to comply with generally accepted standards of fiscal management
2. Whether Eagle would otherwise be financially impaired such that the charter school could not continue to operate
3. Whether Eagle failed to comply with the provisions of NRS 388A, or any other statute or regulation applicable to charter schools.

As a result, Eagle Charter School's contract was terminated. The SPCSA has been working with the appointed representative to close the school. As of January 7, 2025, a final audit is the only task remaining.

### 3.5 SCHOOLS WHOSE CHARTER CONTRACT HAS NOT BEEN RENEWED [NRS 388A.351(1)(B)(5)]

Eight schools' charter contracts expire at the end of the 2024-25 school year. On December 13, 2024, the SPCSA approved all eight charter school renewal applications for terms between five and nine years. No charter contracts under the SPCSA have not been renewed since the last submission of this report.

### 3.6 SCHOOLS THAT HAVE VOLUNTARILY CEASED OPERATION [NRS 388A.351(1)(B)(6)]

On June 5, 2024, TEACH Las Vegas' Board of Directors voted to voluntarily surrender their charter contract as a result of under-enrollment and financial instability. At the June 21, 2024, SPCSA board meeting, the authority board voted to accept the closure action taken by the TEACH board. The SPCSA has been working with the appointed representative to close the school. As of January 7, 2025, a final audit is the only task remaining.

### 3.7 BACKGROUND

In accordance with NRS 388A.270, the SPCSA's Performance Framework provides for the evaluation of schools based on their ability to operate as sound, independent entities that successfully serve all students. The SPCSA's performance framework includes three components:

**Academic** – The SPCSA Academic framework is based on the Nevada School Performance Framework (NSPF), which is released annually by the Nevada Department of Education. The SPCSA framework also reviews diversity and geographical comparisons when rating schools.

**Financial** – The near-term fiscal health of schools is assessed through four measures: 1) Current Ratio; 2) Unrestricted Days Cash on Hand; 3) Enrollment Forecast Accuracy; and 4) Debt Default. The longer term, fiscal sustainability of schools is assessed through four different measures: 1) Total Margin; 2) Debt to Asset Ratio; 3) Cash Flow; and 4) Debt Service Coverage Ratio. Schools are evaluated against these measures annually.

**Organizational** – These indicators define the operational and compliance standards to which all charter schools are held accountable in terms of meeting minimum legal and ethical requirements. They include a review of five key categories: 1) Education Program, 2) Financial Management and Oversight, 3) Governance and Reporting, 4) Students and Employees, and 5) School Environment.

Details regarding the SPCSA's Performance Framework can be found on the SPCSA's website at the following location: <https://charterschools.nv.gov/ForSchools/Accountability/>.

### 3.8 CURRENT PERFORMANCE OF SPCSA-SPONSORED SCHOOLS [NRS 388A.351(1)(A)]

Overall, the majority of SPCSA-sponsored schools are meeting or exceeding expectations on the SPCSA’s Performance Framework. A summary of results for the 2023-24 School year can be found below:

Framework Component	% of Schools Meeting or Exceeding Expectations <sup>1</sup>	Calculation Details
Academic Performance Framework	74%	Each level (ES, MS, HS) within each charter school campus is rated against the Academic Performance Framework
Financial Performance Framework	*	Each Charter Holder is rated against the Financial Performance Framework
Organizational Performance Framework	88%	Each Charter Holder is rated against the Organizational Performance Framework

*\*Financial performance results for the 2022-23 school year are expected to be presented at the SPCSA Board Meeting March 4, 2025.*

Each school’s evaluation and rating against the SPCSA’s Performance Framework can be found on the SPCAS’s website at the following location: [https://charterschools.nv.gov/Performance\\_Reports/Performance\\_Reports/](https://charterschools.nv.gov/Performance_Reports/Performance_Reports/).

## 4 SERVICE CONTRACTS BETWEEN THE SPCSA AND SPCSA-SPONSORED CHARTER SCHOOLS [NRS 388A.351(1)(D)]

NRS 388A.381 contemplates sponsored public charter schools entering into contracts with the public charter school’s sponsor for support and services not covered by the sponsorship fee paid to the sponsor by the public charter school.

Currently, no SPCSA-sponsored public charter school has entered into such a contract with the SPCSA.

## 5 FEDERAL GRANTS [NRS 388A.351(1)(E)]

NRS 388A.351(1)(e) asks each sponsor of public charter schools in Nevada to provide the Department of Education with (1) the amount of federal grants received by each sponsored public charter school and (2) “any concerns regarding the equity of such distributions and any recommendations on how to improve access to and distribution of money from the Federal Government.”

The SPCSA is concerned that using the Free and Reduced Lunch (FRL) rate to determine the proportionality of dollars for federal grants is inaccurate due to the Community Eligibility Provision. These inflated FRL rates are skewing the percentage of dollars going to both the district and, therefore, the SPCSA. This concern was addressed with NDE in August of 2024. NDE indicated an intent to work with the US Department of Education on a methodology that would be more accurate. The Data regarding the amount of federal grants received by each SPCSA-sponsored public charter school in the 2023-2024 school year can be found in Appendix A.

<sup>1</sup> Only the Academic Performance Framework allows schools to ‘Exceed Expectations.’

# Appendix A

## SPCSA FY 24 Grant Allocations

Sum of Total Allocation		Grant Program									
School Name	AB 495	ARP ESSER	ARP ESSER CTE Year 2	ARP ESSER Final One-Third Allocation	ARP ESSER FY25 Title II Repurpose	ARP ESSER Summer & Afterschool	ARP Homeless II	BSCA-Stronger Connections	ECILP 2 - Project A (Futuro Academy)	ECILP 2 - Project B (Mater Academy)	ECILP 2 - Project C (Coral Academy)
100 Academy School of Engineering and Technology	\$0.00				\$48,192.00						
Alpine Academy		\$64,346.00			\$41,399.74						
Amplus Academy	\$235,548.24	\$4,990,156.00			\$1,799,190.85		\$523,909.29	\$5,764.64			
Bailey Charter Elementary School	\$0.00										
Battle Born Academy	\$139,063.87				\$48,192.00						
Beacon Academy of Nevada	\$623,934.54	\$802,524.00			\$404,621.36			\$42,585.54			
CIVICA Nevada Career and Collegiate Academy	\$566,724.60	\$1,003,467.00			\$425,472.00	\$30,000.00		\$5,485.15			
CLV Strong Start Academy Elementary Schools, Inc.	\$96,439.54				\$106,342.43	\$18,500.00					
Coral Academy of Science Las Vegas	\$395,755.00	\$8,620,168.00			\$4,464,850.99	\$12,820.46		\$567.50			\$585,863.34
Democracy Prep at the Agassi Campus	\$1,611,800.00	\$2,731,071.00			\$1,131,924.00		\$335,065.41	\$19,059.58			
Discovery Charter School		\$748,857.00			\$102,632.00						
Do & Be Arts Academy of Excellence											
Doral Academy of Nevada		\$13,244,216.00	\$97,362.96		\$4,089,645.00		\$119,344.00	\$16,859.86	\$308,000.00		
Doral Academy of Northern Nevada		\$1,994,732.00			\$617,544.71	\$250.00		\$210,000.00			
Eagle Charter Schools of Nevada											
Elko Institute for Academic Achievement	\$78,493.21	\$210,790.00			\$131,277.04		\$47,611.00				
enCompass Academy	\$58,448.20										
Equipo Academy	\$665,896.05	\$1,321,594.00			\$674,809.52			\$567.50			
Explore Academy	\$0.00	\$419,030.00			\$199,563.12						
Founders Classical Academy of Las Vegas		\$1,841,632.00			\$602,403.00	\$10,154.52		\$1,135.00			
Freedom Classical Academy		\$2,340,868.00			\$678,039.00	\$17,500.00					
Futuro Academy	\$367,250.00	\$1,081,983.00			\$313,162.00	\$38,447.00		\$6,538.34	\$80,916.00		
Girls Empowerment Middle School	\$0.00	\$217,323.82			\$29,014.00			\$0.00			
Honors Academy of Literature		\$379,422.00			\$97,564.88			\$1,135.00			
Imagine School at Mountain View		\$746,638.00			\$291,630.00	\$10,950.00		\$621.29			
Innovations International Charter School of Nevada	\$454,114.80										
Leadership Academy of Nevada		\$540,840.00			\$64,033.00			\$567.50			
Learning Bridge A Charter School		\$217,446.00			\$81,141.72						
Legacy Traditional School	\$1,281,035.52	\$9,081,264.00			\$3,507,279.00	\$2,130.62		\$8,796.27	\$216,343.00		
Mariposa Language & Learning Academy	\$215,750.19										
Mater Academy of Nevada	\$6,343,440.76	\$10,821,476.00			\$3,820,979.58	\$6,600.00	\$3,771,678.07	\$82,299.32	\$280,000.00	\$1,796,822.00	
Mater Academy of Northern Nevada	\$680,500.00	\$716,346.00			\$432,447.02			\$6,523.52	\$84,000.00		
Nevada Connections Academy	\$107,880.00	\$3,756,644.00			\$941,786.37			\$2,971.97			
Nevada Preparatory Charter School	\$413,521.00	\$768,309.00			\$282,010.00						
Nevada Rise Academy	\$358,500.00	\$1,094,420.00			\$181,130.47			\$2,485.15	\$200,000.00		
Nevada State High School	\$82,500.00	\$1,600,887.00			\$214,857.00	\$29,676.94		\$567.50			
Nevada State High School at Meadowwood		\$113,160.00			\$11,156.00			\$283.75			
Nevada Virtual Charter School	\$522,233.96	\$6,354,088.00			\$1,623,730.12			\$14,265.47			
Oasis Academy		\$1,539,872.00			\$478,792.84	\$22,660.00		\$3,485.15	\$181,779.70		
Odyssey Charter School	\$0.00										
pilotED Schools of Nevada Inc.	\$160,015.84				\$234,936.00						
Pinecrest Academy of Nevada		\$14,335,884.00			\$3,326,811.76		\$354,500.80	\$54,684.30	\$252,000.00		
Pinecrest Academy of Northern Nevada		\$1,139,925.00			\$677,164.44		\$390,706.00	\$3,417.08			
Quest Academy Charter School	\$680,498.12	\$1,208,835.00			\$570,712.35			\$6,124.93			
Rainbow Dreams Early Learning Academy	\$0.00										
Rooted School Las Vegas											
Sage Collegiate Public Charter School	\$205,915.29				\$54,439.00	\$3,500.00					
Sierra Nevada Academy Charter School	\$162,868.33										
Signature Preparatory	\$188,344.44	\$2,193,696.00			\$848,694.00	\$1,148.00					
Silver Sands Montessori Charter School		\$590,208.00			\$170,358.00	\$14,359.80					
Somerset Academy of Las Vegas	\$4,430,850.00	\$21,052,292.00			\$6,459,178.33		\$76,464.00	\$2,800.00			
Southern Nevada Trades High School						\$5,699.00					
Sports Leadership & Management Academy of Nevada	\$2,270,614.79	\$3,234,276.00	\$39,765.34		\$926,444.00		\$1,120,144.89	\$43,794.79			
TEACH Las Vegas	\$81,807.98	\$166,412.00			\$215,004.63			\$0.00			
The Delta Academy	\$784,545.20										
Thrive Point Academy of Nevada											
Vegas Vista Academy											
Young Women's Leadership Academy of Las Vegas	\$88,700.02				\$92,846.70			\$4,283.18			
<b>Grand Total</b>	<b>\$24,352,989.49</b>	<b>\$123,285,097.82</b>	<b>\$137,128.30</b>	<b>\$41,465,409.97</b>	<b>\$224,396.34</b>	<b>\$6,739,423.46</b>	<b>\$337,669.28</b>	<b>\$1,732,122.70</b>	<b>\$80,916.00</b>	<b>\$1,796,822.00</b>	<b>\$585,863.34</b>

SPCSA FY 24 Grant Allocations

Sum of Total Allocation											
School Name	ECILP 2 - Project D (SLAM)	ECILP 2 - Project E (Somerset)	ECILP 3 - FY25	FY24 ESY Special Education (IDEA, Part B)	FY24 EXN Special Education (IDEA, Part B)	FY24 HCY Title I, Part A	FY24 McKinney-Vento	FY24 Nevada Ready State Pre-K	FY24 Special Education (IDEA, Part B)	FY24 Special Education (IDEA, Part B) PIP	FY24 Special Education EC (IDEA, Part B, Sec 619)
100 Academy School of Engineering and Technology											
Alpine Academy									\$94,775.48	\$750.00	
Amplus Academy				\$14,260.75	\$24,202.00				\$572,773.58	\$6,525.00	
Bailey Charter Elementary School											
Battle Born Academy				\$2,557.50			\$5,000.00		\$90,654.80	\$750.00	
Beacon Academy of Nevada				\$27,039.00		\$31,090.00			\$477,998.09	\$1,525.00	
CIVICA Nevada Career and Collegiate Academy				\$3,262.00	\$7,808.00				\$243,119.71	\$750.00	
CLV Strong Start Academy Elementary Schools, Inc.				\$3,915.00	\$12,079.00				\$32,965.39	\$750.00	
Coral Academy of Science Las Vegas			\$641,761.23	\$22,420.00	\$13,412.00	\$6,507.00		\$971,280.00	\$1,392,787.55	\$6,450.00	\$44,061.00
Democracy Prep at the Agassi Campus					\$20,833.00	\$9,762.00			\$535,687.52	\$1,150.00	
Discovery Charter School									\$255,481.75	\$1,125.00	
Do & Be Arts Academy of Excellence											
Doral Academy of Nevada				\$11,735.00	\$54,379.00	\$2,591.00			\$1,679,135.66	\$10,700.00	
Doral Academy of Northern Nevada				\$681.00	\$27,046.00	\$3,522.00			\$457,394.73	\$7,150.00	
Eagle Charter Schools of Nevada									\$39,669.02	\$750.00	
Elko Institute for Academic Achievement					\$28,920.00				\$144,223.57	\$2,812.50	
enCompass Academy											
Equipo Academy									\$195,563.56	\$750.00	
Explore Academy						\$2,155.00			\$189,550.97	\$750.00	
Founders Classical Academy of Las Vegas						\$124.99			\$263,723.09	\$4,650.00	
Freedom Classical Academy									\$281,207.90	\$1,150.00	
Futuro Academy				\$13,200.00	\$29,332.00				\$123,620.19	\$750.00	
Girls Empowerment Middle School									\$0.00		
Honors Academy of Literature						\$1,098.00			\$91,933.36	\$750.00	
Imagine School at Mountain View				\$3,180.00	\$3,414.00	\$567.50			\$189,274.55	\$750.00	
Innovations International Charter School of Nevada											
Leadership Academy of Nevada				\$1,150.00			\$5,000.00		\$70,301.98	\$750.00	
Learning Bridge A Charter School									\$48,670.60	\$1,312.50	
Legacy Traditional School				\$8,085.00		\$10,500.00			\$540,396.72	\$12,200.00	
Mariposa Language & Learning Academy											
Mater Academy of Nevada		\$154,000.00		\$25,655.70	\$79,184.00	\$51,839.00	\$9,693.27	\$5,002,092.00	\$1,059,937.49	\$24,900.00	\$113,298.37
Mater Academy of Northern Nevada				\$6,898.50	\$19,332.00	\$2,450.00			\$205,498.08	\$5,650.00	
Nevada Connections Academy							\$10,425.25		\$340,694.19	\$1,150.00	
Nevada Preparatory Charter School									\$102,749.04	\$750.00	
Nevada Rise Academy						\$1,340.00	\$425.25		\$62,190.21	\$750.00	
Nevada State High School						\$487.50			\$65,930.78	\$3,375.00	
Nevada State High School at Meadowwood									\$0.00		
Nevada Virtual Charter School				\$5,850.00		\$3,800.00			\$743,578.59	\$2,750.00	
Oasis Academy				\$3,240.00	\$34,929.00	\$3,270.00			\$197,171.78	\$1,150.00	
Odyssey Charter School											
pilotED Schools of Nevada Inc.									\$27,039.22	\$750.00	
Pinecrest Academy of Nevada				\$24,825.30	\$43,702.00	\$28,496.00	\$3,444.50		\$2,200,992.64	\$22,575.00	
Pinecrest Academy of Northern Nevada				\$2,096.00	\$26,987.00				\$308,247.13	\$7,650.00	
Quest Academy Charter School							\$637.88		\$83,821.58	\$3,250.00	
Rainbow Dreams Early Learning Academy											
Rooted School Las Vegas									\$0.00		
Sage Collegiate Public Charter School				\$588.60	\$16,334.00				\$51,374.52	\$750.00	
Sierra Nevada Academy Charter School											
Signature Preparatory				\$6,890.00	\$29,423.00	\$13,925.00			\$313,654.97	\$1,150.00	
Silver Sands Montessori Charter School									\$75,709.82	\$750.00	
Somerset Academy of Las Vegas		\$299,174.40		\$28,625.28	\$19,018.00	\$2,420.00	\$6,360.80		\$3,220,371.30	\$16,450.00	
Southern Nevada Trades High School									\$22,668.02	\$750.00	
Sports Leadership & Management Academy of Nevada	\$155,939.20			\$6,123.00	\$9,666.00	\$3,101.00			\$494,817.76	\$2,750.00	
TEACH Las Vegas							\$935.55		\$97,341.20	\$750.00	
The Delta Academy											
Thrive Point Academy of Nevada											
Vegas Vista Academy											
Young Women's Leadership Academy of Las Vegas						\$954.00			\$18,927.46	\$750.00	
<b>Grand Total</b>	<b>\$155,939.20</b>	<b>\$299,174.40</b>	<b>\$795,761.23</b>	<b>\$222,277.63</b>	<b>\$500,000.00</b>	<b>\$179,999.99</b>	<b>\$41,922.50</b>	<b>\$5,973,372.00</b>	<b>\$17,703,625.55</b>	<b>\$163,800.00</b>	<b>\$157,358.37</b>

SPCSA FY 24 Grant Allocations

Sum of Total Allocation												
School Name	FY24 Title I, Part A,			FY24 Title III English	FY24 Title III Immigrant			FY25 CTE Special	FY25 EXN Special	FY25 IDEA, Part B PIP	FY25 Nevada Ready	FY25 Perkins Reserve
	FY24 Title I, Part A	Section 1003a	FY24 Title II, Part A	Leamer	FY24 Title III Immigrant	FY24 Title IV, Part A	Education (IDEA, Part B)	Education (IDEA, Part B)	R&R	FY25 McKinney-Vento	State Pre-K	Competitive
100 Academy School of Engineering and Technology												
Alpine Academy			\$14,439.14							\$0.00		
Amplus Academy	\$197,517.08	\$276,037.56	\$294,737.63		\$7,887.33	\$54,944.08			\$22,698.00	\$6,671.42	\$663.93	
Bailey Charter Elementary School												
Battle Born Academy	\$136,218.67		\$39,091.35	\$24,333.56		\$11,118.54				\$0.00	\$94.85	
Beacon Academy of Nevada	\$376,997.80	\$165,388.08	\$140,416.13	\$29,863.92		\$175,787.83				\$2,398.63	\$4,078.43	
CIVICA Nevada Career and Collegiate Academy	\$755,342.63		\$244,760.85	\$96,596.88		\$71,065.94			\$21,424.00	\$0.00	\$711.35	
CLV Strong Start Academy Elementary Schools, Inc.	\$111,038.30		\$21,526.84	\$6,267.74		\$6,115.20			\$25,096.50	\$0.00		
Coral Academy of Science Las Vegas	\$410,169.58		\$973,211.99		\$20,845.08				\$35,832.25	\$14,670.07	\$0.00	\$323,760.00
Democracy Prep at the Agassi Campus	\$2,116,457.44		\$597,614.19	\$69,851.35		\$172,719.38				\$0.00	\$1,280.44	
Discovery Charter School	\$37,964.65		\$76,736.48							\$0.00		
Do & Be Arts Academy of Excellence												
Doral Academy of Nevada			\$997,348.28		\$0.00	\$112,376.56		\$50,763.99	\$25,813.24	\$2,086.64		
Doral Academy of Northern Nevada			\$48,924.32					\$36,047.10	\$0.00	\$284.54		
Eagle Charter Schools of Nevada	\$99,598.22		\$38,210.56	\$13,099.74		\$0.00			\$0.00	\$1,280.44		
Elko Institute for Academic Achievement	\$65,082.25		\$31,132.80					\$86,761.41	\$2,097.58			
enCompass Academy												
Equipo Academy	\$905,854.21		\$254,653.40	\$70,051.17		\$73,938.24			\$0.00	\$142.27		
Explore Academy	\$139,498.02		\$54,773.72						\$718.48	\$663.93		
Founders Classical Academy of Las Vegas			\$108,713.42						\$0.00	\$0.00		
Freedom Classical Academy	\$702,681.82		\$166,879.74			\$53,139.85		\$8,667.00	\$0.00			
Futuro Academy	\$777,268.15		\$219,473.58	\$112,962.75		\$42,806.35		\$8,250.00	\$0.00	\$521.66		
Girls Empowerment Middle School	\$0.00		\$0.00	\$0.00		\$0.00						
Honors Academy of Literature			\$12,576.99						\$0.00	\$0.00		
Imagine School at Mountain View	\$427,890.04		\$172,756.38	\$28,757.84					\$0.00	\$142.27		
Innovations International Charter School of Nevada												
Leadership Academy of Nevada			\$32,489.15						\$672.47			
Learning Bridge A Charter School			\$8,993.83						\$0.00			
Legacy Traditional School	\$2,142,308.62		\$924,938.80		\$10,289.18			\$532.48	\$8,339.83	\$1,517.56		
Mariposa Language & Learning Academy												
Mater Academy of Nevada	\$6,217,035.78		\$1,778,381.27	\$860,590.58	\$19,718.30	\$486,167.99		\$32,000.00	\$22,171.88	\$6,686.73	\$1,667,364.00	
Mater Academy of Northern Nevada	\$822,692.91	\$289,281.23	\$232,299.95	\$68,576.41		\$45,308.01		\$7,200.00	\$1,142.20	\$474.24		
Nevada Connections Academy	\$424,674.34	\$165,388.08	\$170,742.42			\$0.00			\$2,184.47	\$331.97		
Nevada Preparatory Charter School	\$321,249.05		\$90,309.42	\$30,601.30		\$38,854.99			\$824.13			
Nevada Rise Academy	\$783,997.76		\$148,707.37	\$30,232.61		\$43,176.97			\$0.00	\$521.66		
Nevada State High School	\$112,128.15		\$129,019.78						\$0.00	\$142.27		
Nevada State High School at Meadowwood			\$2,501.28									
Nevada Virtual Charter School	\$1,616,037.33		\$644,049.65			\$111,896.90			\$3,126.78	\$284.54		
Oasis Academy			\$93,324.08					\$16,995.00	\$0.00	\$853.63		
Odyssey Charter School												
pilotED Schools of Nevada Inc.	\$129,407.75		\$36,379.06	\$8,479.88		\$10,562.60			\$0.00	\$4,268.13		
Pinecrest Academy of Nevada	\$89,172.78		\$1,214,951.56	\$0.00	\$10,140.84	\$68,101.01		\$53,822.99	\$24,734.49	\$3,556.77		
Pinecrest Academy of Northern Nevada			\$107,145.13			\$50,000.00		\$27,031.25	\$4,395.50	\$474.24		
Quest Academy Charter School	\$445,130.21		\$144,239.77			\$41,879.80			\$1,035.45	\$1,422.71		
Rainbow Dreams Early Learning Academy												
Rooted School Las Vegas	\$0.00		\$0.00	\$0.00		\$0.00						
Sage Collegiate Public Charter School	\$120,957.14		\$68,446.20	\$11,459.99				\$9,000.00	\$0.00			
Sierra Nevada Academy Charter School												
Signature Preparatory	\$482,945.66		\$281,176.01						\$3,090.16	\$2,466.03		
Silver Sands Montessori Charter School			\$32,661.55						\$3,770.36			
Somerset Academy of Las Vegas	\$1,321,699.57		\$1,791,238.60		\$10,140.84	\$149,451.59		\$51,628.03	\$16,961.74	\$2,228.91		
Southern Nevada Trades High School	\$43,414.60		\$16,944.86	\$3,540.46		\$0.00			\$426.23	\$189.69		
Sports Leadership & Management Academy of Nevada	\$2,751,551.57		\$787,080.53	\$61,932.80	\$5,070.42	\$246,585.05	\$36,500.00	\$6,250.00	\$3,026.84	\$2,608.30		\$126,780.00
TEACH Las Vegas	\$180,111.36		\$69,353.29	\$20,277.97						\$0.00		
The Delta Academy												
Thrive Point Academy of Nevada												
Vegas Vista Academy												
Young Women's Leadership Academy of Las Vegas	\$38,847.55		\$21,792.77	\$2,580.83					\$1,728.05	\$189.69		
<b>Grand Total</b>	<b>\$25,302,940.99</b>	<b>\$896,094.95</b>	<b>\$13,335,144.12</b>	<b>\$1,550,057.78</b>	<b>\$84,091.99</b>	<b>\$1,953,620.32</b>	<b>\$148,876.56</b>	<b>\$500,000.00</b>	<b>\$150,000.00</b>	<b>\$40,167.82</b>	<b>\$1,991,124.00</b>	<b>\$126,780.00</b>

**SPCSA FY 24 Grant Allocations**

Sum of Total Allocation												
School Name	FY25 Perkins V Local	FY25 Special Education (IDEA, Part B)	FY25 Special Education EC (IDEA, Part B, Sec 619)	FY25 State CTE Allocation	FY25 State CTE Competitive	FY25 Title I, Part A	FY25 Title I, Part A, Section 1003a	FY25 Title II, Part A	FY25 Title III English Learner	FY25 Title III Immigrant	FY25 Title IV, Part A	Project AWARE Year 4
100 Academy School of Engineering and Technology												
Alpine Academy		\$29,273.16				\$35,479.29			\$2,469.09			
Amplus Academy	\$3,149.00	\$180,322.68		\$17,279.36		\$105,874.70	\$138,698.72	\$43,694.95		\$7,489.36	\$24,435.18	
Bailey Charter Elementary School												
Battle Born Academy		\$38,640.57				\$150,924.21			\$11,544.65	\$24,015.79		\$9,421.71
Beacon Academy of Nevada		\$196,715.65				\$482,827.19	\$64,449.39	\$29,802.05	\$22,155.41		\$28,456.64	\$54,916.05
CIVICA Nevada Career and Collegiate Academy		\$90,161.34		\$5,793.08	\$94,285.00	\$486,621.51		\$42,068.59	\$51,752.33		\$34,661.18	
CLV Strong Start Academy Elementary Schools, Inc.		\$25,760.38				\$107,189.53		\$901.15	\$9,978.39		\$8,272.72	
Coral Academy of Science Las Vegas		\$512,865.80	\$15,881.00	\$0.00		\$252,297.15		\$161,036.05		\$13,276.60	\$82,535.74	
Democracy Prep at the Agassi Campus		\$176,809.90				\$706,692.06		\$59,407.36			\$48,946.95	
Discovery Charter School		\$87,819.49				\$117,291.17		\$8,966.49	\$10,993.14		\$0.00	
Do & Be Arts Academy of Excellence		\$0.00				\$0.00		\$0.00	\$0.00		\$0.00	
Doral Academy of Nevada		\$737,683.69		\$51,438.56		\$166,133.17		\$100,763.74		\$12,595.74		
Doral Academy of Northern Nevada		\$129,972.84						\$7,873.09				
Eagle Charter Schools of Nevada		\$0.00				\$0.00		\$0.00	\$0.00			
Elko Institute for Academic Achievement enCompass Academy		\$71,426.52						\$14,363.75			\$11,834.59	
Equipo Academy		\$79,623.00				\$409,786.54		\$39,744.36	\$39,406.18		\$32,746.20	
Explore Academy		\$39,811.50				\$63,074.29	\$14,741.28	\$12,504.37	\$4,904.63		\$10,302.61	
Founders Classical Academy of Las Vegas		\$114,750.80		\$0.00				\$17,860.64				
Freedom Classical Academy		\$131,143.77				\$167,259.50	\$64,088.63	\$27,997.44			\$27,307.65	
Futuro Academy		\$46,837.06				\$231,453.51		\$21,196.99	\$34,332.43		\$17,464.64	
Girls Empowerment Middle School												
Honors Academy of Literature		\$48,007.99				\$34,916.12		\$2,410.30				
Imagine School at Mountain View		\$86,648.56				\$115,448.47		\$16,472.19	\$14,206.52			
Innovations International Charter School of Nevada												
Leadership Academy of Nevada		\$43,324.28						\$4,456.46				
Learning Bridge A Charter School		\$35,127.79						\$2,588.12				
Legacy Traditional School		\$291,560.70				\$446,025.33		\$102,842.31				
Mariposa Language & Learning Academy												
Mater Academy of Nevada		\$510,523.95	\$47,644.00	\$89,792.74		\$2,139,996.36		\$212,946.09	\$296,645.69	\$17,702.13	\$175,450.69	
Mater Academy of Northern Nevada		\$93,674.12				\$119,953.78		\$22,777.47	\$35,854.55		\$18,766.83	
Nevada Connections Academy		\$179,151.75		\$61,826.15		\$281,018.48		\$26,366.52				
Nevada Preparatory Charter School		\$45,666.13				\$137,544.09		\$14,596.17	\$13,699.15		\$12,026.09	
Nevada Rise Academy		\$31,615.02				\$190,664.57	\$33,167.89	\$17,152.83	\$10,824.02		\$14,132.57	
Nevada State High School		\$8,196.49				\$17,458.06		\$16,876.56				
Nevada State High School at Meadowwood		\$0.00						\$0.00				
Nevada Virtual Charter School		\$256,432.90		\$57,731.04		\$476,999.31	\$52,133.81	\$50,138.49			\$22,213.80	
Oasis Academy		\$120,605.43		\$0.00				\$13,918.23				
Odyssey Charter School												
pilotED Schools of Nevada Inc.		\$15,222.04				\$156,515.69		\$13,805.94	\$9,301.89		\$11,375.00	
Pinecrest Academy of Nevada		\$948,450.46		\$82,701.21		\$178,742.09		\$129,967.24		\$9,191.49	\$28,265.14	
Pinecrest Academy of Northern Nevada		\$193,202.87				\$15,133.04		\$15,133.04				
Quest Academy Charter School		\$57,375.40				\$218,173.39		\$21,011.05	\$7,779.76		\$17,311.44	
Rainbow Dreams Early Learning Academy												
Rooted School Las Vegas		\$0.00				\$0.00		\$0.00	\$0.00		\$0.00	
Sage Collegiate Public Charter School		\$33,956.87				\$55,190.00		\$11,202.80	\$7,272.39		\$9,230.22	
Sierra Nevada Academy Charter School												
Signature Preparatory		\$135,827.47				\$210,059.91		\$30,295.43				\$119,203.00
Silver Sands Montessori Charter School		\$43,324.28				\$47,305.72		\$767.69	\$4,397.26			
Somerset Academy of Las Vegas		\$1,391,060.67		\$53,536.05		\$715,793.10	\$71,099.73	\$167,188.19		\$8,851.06	\$60,092.15	\$17,094.00
Southern Nevada Trades High School		\$18,734.82				\$37,943.20		\$1,762.96	\$1,691.25			
Sports Leadership & Management Academy of Nevada	\$5,845.00	\$248,236.42		\$51,738.20		\$419,556.65	\$56,628.10	\$85,671.17	\$39,237.06	\$10,893.62	\$70,586.25	
TEACH Las Vegas		\$0.00				\$0.00	\$0.00	\$0.00	\$0.00		\$0.00	
The Delta Academy												
Thrive Point Academy of Nevada		\$43,324.28				\$174,539.71		\$828.58	\$8,456.26			
Vegas Vista Academy		\$12,880.19				\$57,863.38		\$4,774.36	\$6,934.14			
Young Women's Leadership Academy of Las Vegas		\$19,905.75				\$53,120.48		\$6,554.33	\$4,566.38		\$5,400.25	
<b>Grand Total</b>	<b>\$8,994.00</b>	<b>\$7,601,654.78</b>	<b>\$63,525.00</b>	<b>\$471,836.39</b>	<b>\$94,285.00</b>	<b>\$9,767,631.71</b>	<b>\$495,007.55</b>	<b>\$1,594,699.28</b>	<b>\$658,404.62</b>	<b>\$80,000.00</b>	<b>\$781,236.24</b>	<b>\$191,213.05</b>

**SPCSA FY 24 Grant Allocations**

<b>Sum of Total Allocation</b>		
<b>School Name</b>	<b>Project AWARE Year 5</b>	<b>Grand Total</b>
100 Academy School of Engineering and Technology		\$0.00
Alpine Academy		\$282,931.90
Amplus Academy		\$9,554,431.33
Bailey Charter Elementary School		\$0.00
Battle Born Academy		\$731,522.07
Beacon Academy of Nevada	\$48,489.50	\$4,234,060.23
CIVICA Nevada Career and Collegiate Academy		\$4,281,333.14
CLV Strong Start Academy Elementary Schools, Inc.		\$593,138.11
Coral Academy of Science Las Vegas		\$19,995,085.38
Democracy Prep at the Agassi Campus		\$10,346,131.58
Discovery Charter School		\$1,447,867.17
Do & Be Arts Academy of Excellence		\$0.00
Doral Academy of Nevada		\$21,890,972.09
Doral Academy of Northern Nevada		\$3,541,422.33
Eagle Charter Schools of Nevada		\$192,607.98
Elko Institute for Academic Achievement		\$926,826.22
enCompass Academy		\$58,448.20
Equipo Academy		\$4,765,126.20
Explore Academy		\$1,152,041.92
Founders Classical Academy of Las Vegas		\$2,965,147.46
Freedom Classical Academy		\$4,667,930.30
Futuro Academy		\$3,567,765.65
Girls Empowerment Middle School		\$246,337.82
Honors Academy of Literature		\$669,814.64
Imagine School at Mountain View		\$2,109,547.61
Innovations International Charter School of Nevada		\$454,114.80
Leadership Academy of Nevada		\$763,584.84
Learning Bridge A Charter School		\$395,280.56
Legacy Traditional School		\$18,596,384.94
Mariposa Language & Learning Academy		\$215,750.19
Mater Academy of Nevada		\$48,024,713.74
Mater Academy of Northern Nevada		\$3,917,646.82
Nevada Connections Academy		\$6,473,235.96
Nevada Preparatory Charter School		\$2,272,709.56
Nevada Rise Academy		\$3,205,434.35
Nevada State High School		\$2,282,103.03
Nevada State High School at Meadowwood		\$127,101.03
Nevada Virtual Charter School		\$12,561,340.69
Oasis Academy		\$2,712,046.84
Odyssey Charter School		\$0.00
pilotED Schools of Nevada Inc.		\$818,059.04
Pinecrest Academy of Nevada		\$23,489,714.37
Pinecrest Academy of Northern Nevada		\$2,953,574.68
Quest Academy Charter School		\$3,509,238.84
Rainbow Dreams Early Learning Academy		\$0.00
Rooted School Las Vegas		\$0.00
Sage Collegiate Public Charter School		\$659,617.02
Sierra Nevada Academy Charter School		\$162,868.33
Signature Preparatory	\$114,538.85	\$4,976,527.93
Silver Sands Montessori Charter School		\$983,612.48
Somerset Academy of Las Vegas	\$14,834.25	\$41,456,902.59
Southern Nevada Trades High School		\$153,765.09
Sports Leadership & Management Academy of Nevada		\$13,323,214.75
TEACH Las Vegas		\$831,993.98
The Delta Academy		\$784,545.20
Thrive Point Academy of Nevada		\$227,148.83
Vegas Vista Academy		\$82,452.07
Young Women's Leadership Academy of Las Vegas		\$361,147.44
<b>Grand Total</b>	<b>\$177,862.60</b>	<b>\$294,996,319.32</b>