



Agenda Item 9: Academic Performance Ratings

- a. Nevada School Performance Framework (NSPF) Results
- b. SPCSA Academic Performance Framework Results



Academic Performance Recommendations

Overview of Agenda Items 10 to 31 regarding Academic Notices



November 15, 2024



Presentation Outline



Agenda Item 9 – Academic Performance Ratings

a. 2023-24 Nevada School Performance Framework (NSPF) results

- The Nevada School Performance Framework (NSPF) rating system aligns with federal law requiring states use a school rating system. Each September, the Nevada Dept. of Education (NDE) calculates NSPF star ratings for all public schools.

b. 2023-24 SPCSA Academic Performance Framework results

- An Academic Performance Framework is required by Nevada state law in all charter school contracts. Each fall, SPCSA staff calculate SPCSA Academic Performance Framework ratings based on NSPF and charter school-specific measures, which provide additional information relevant to authorizing decisions.
- **Recommended action: Adopt the 2023-24 SPCSA Academic Performance Framework results.**


Overview of Agenda Items 10 to 31 – Academic Notice Recommendations



Agenda Item 9 – Academic Performance Ratings

a. 2023-24 Nevada School Performance Framework (NSPF) results

Nevada School Performance Framework (NSPF) Refresher



- The federal Every Student Succeeds Act (ESSA) requires each state to use an accountability system to annually rate all public schools within that state. ESSA also requires states to use their accountability system to identify low performing schools and schools with low performing student groups.
- The NSPF meets those requirements by issuing an annual index score and corresponding star rating to schools based on performance in various measures. The NDE uses the NSPF to identify schools with low performance and/or low performing student groups.

Elementary

INDICATOR/MEASURES	POINTS
Academic Achievement Indicator	25
Pooled Proficiency Measure	20
Read-by-Grade-3 Measure	5
Growth Indicator	35
Math Median Growth Percentile (MGP) Measure	10
ELA MGP Measure	10
Math Adequate Growth Percentile (AGP) Measure	7.5
ELA AGP Measure	7.5
English Language Proficiency Indicator	10
WIDA AGP Measure	10
Closing Opportunity Gaps Indicator	20
Math Closing Opportunity Gaps Measure	10
ELA Closing Opportunity Gaps Measure	10
Student Engagement Indicator	10
Chronic Absenteeism Measure	10

Middle

INDICATOR/MEASURES	POINTS
Academic Achievement Indicator	25
Pooled Proficiency Measure	25
Growth Indicator	30
Math Median Growth Percentile (MGP) Measure	10
ELA MGP Measure	10
Math Adequate Growth Percentile (AGP) Measure	5
ELA AGP Measure	5
English Language Proficiency Indicator	10
WIDA AGP Measure	10
Closing Opportunity Gaps Indicator	20
Math Closing Opportunity Gaps Measure	10
ELA Closing Opportunity Gaps Measure	10
Student Engagement Indicator	15
Chronic Absenteeism Measure	10
Academic Learning Plans Measure	2
8 th Grade Credit Requirements (NAC 389) Measure	3

High

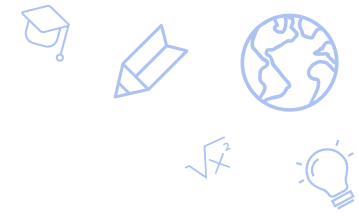
INDICATOR/MEASURES	POINTS
Academic Achievement Indicator	25
Math Proficiency Measure	10
ELA Proficiency Measure	10
Science Proficiency Measure	5
Graduation Rates Indicator	30
4-year ACGR Measure	25
5-year ACGR Measure	5
English Language Proficiency Indicator	10
WIDA AGP Measure	10
College and Career Readiness Indicator	25
Post-Secondary Preparation Participation Measure	10
Post-Secondary Preparation Completion Measure	10
Advanced/CCR Diploma Measure	5
Student Engagement Indicator	10
Chronic Absenteeism Measure	5
9 th Grade Credit Sufficiency Measure	5

Nevada School Performance Framework (NSPF) Refresher

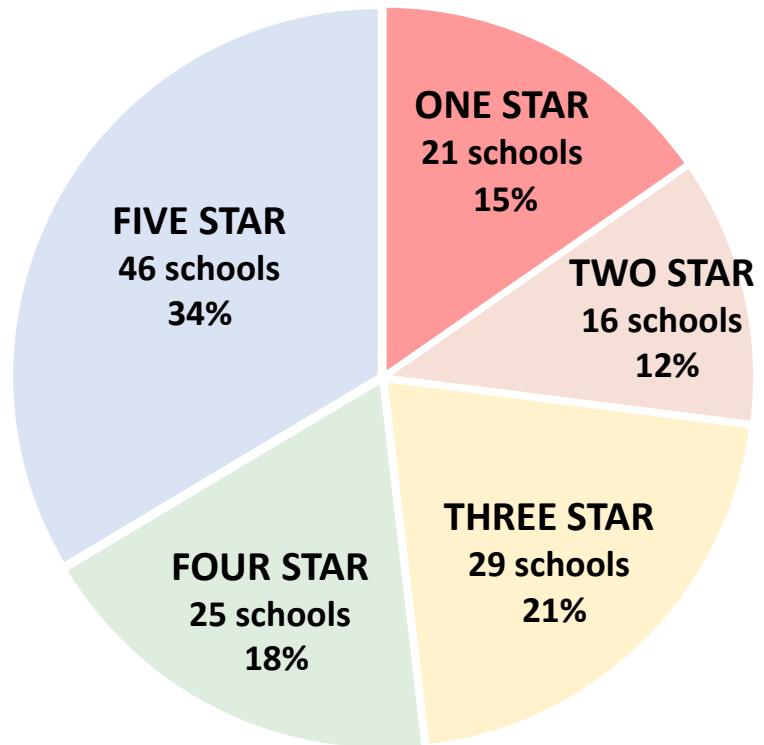


- Due to COVID-19, the US Department of Education waived the requirement for states to issue school ratings in the 2019-20 and 2020-21 school years.
 - The NDE provided some NSPF-related data for these years, but they were unofficial / incomplete and came with various disclaimers regarding the impacts of COVID-19 on learning and low assessment participation rates.
- For the 2021-22 NSPF, the NDE published NSPF index scores but did not calculate corresponding star ratings. Low performing schools/student groups were not identified.
- For the 2022-23 NSPF, the NDE resumed standard calculation of NSPF star ratings and identification of low performing schools/student groups.
 - These were the first official NSPF star ratings and school identifications since the 2018-19 school year.
- For the 2023-24 NSPF, the NDE calculated NSPF star ratings and identified low performing schools / student groups as usual.
 - These are the second consecutive NSPF star ratings and school identifications.

2023-24 SPCSA vs. State: NSPF Star Rating Overview

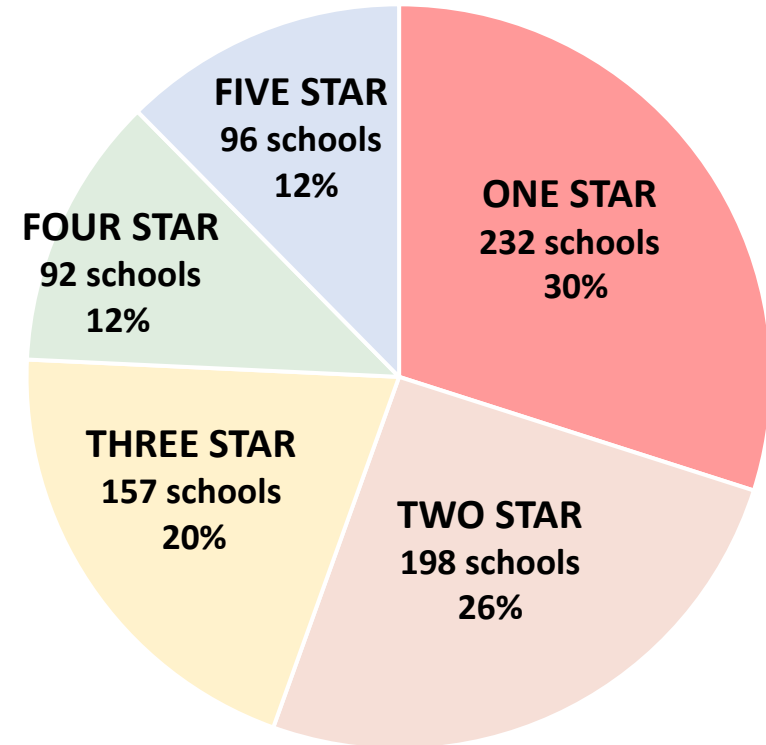


SPCSA



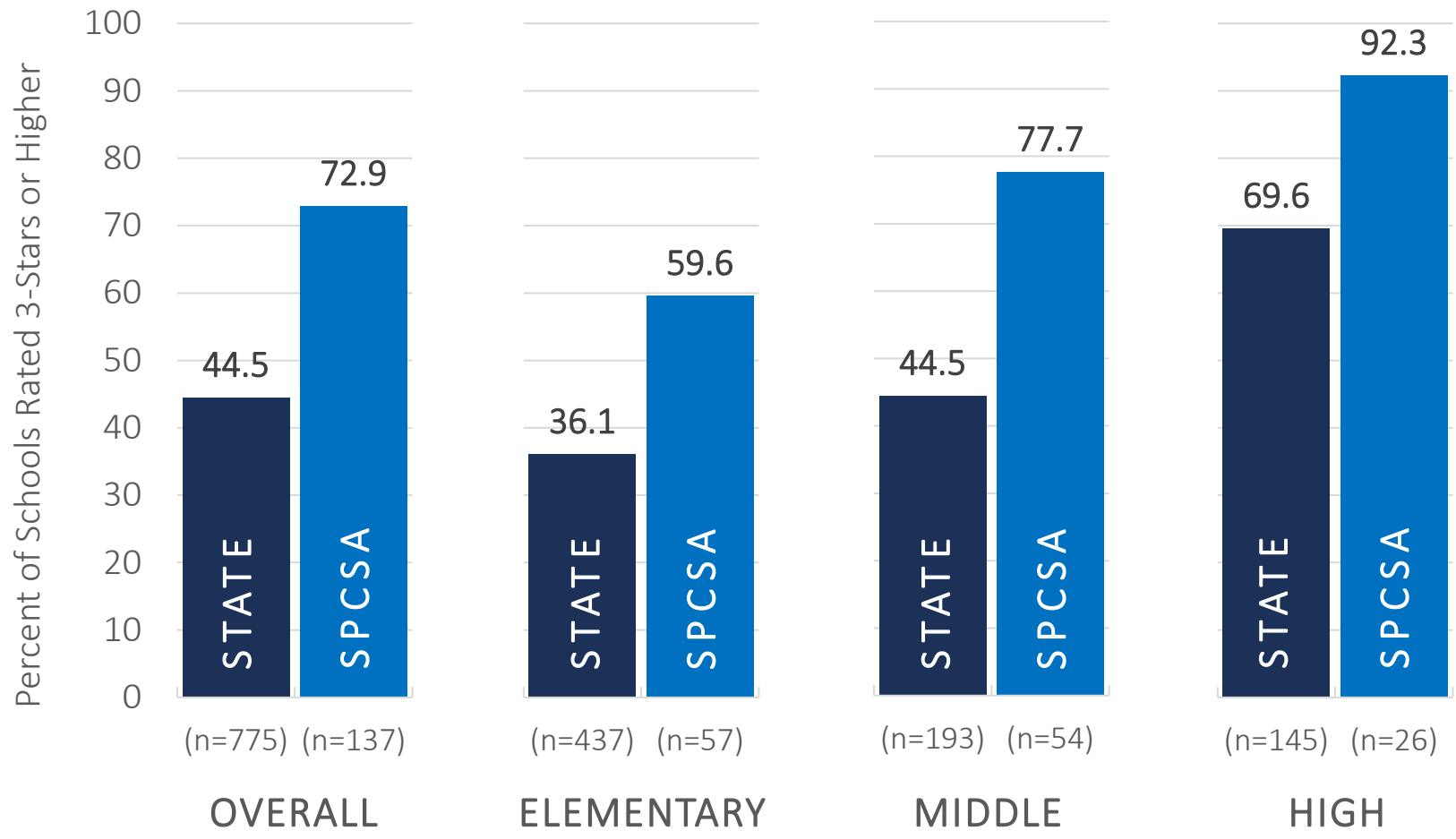
For comparison, in the 2022-23 SY, 12 (8.9%) were 1 star, 24 (17.9%) were 2 star, 35 (26.1%) were 3 star, 20 (14.9%) were 4 star, and 43 (32.0%) were 5 star.

STATE

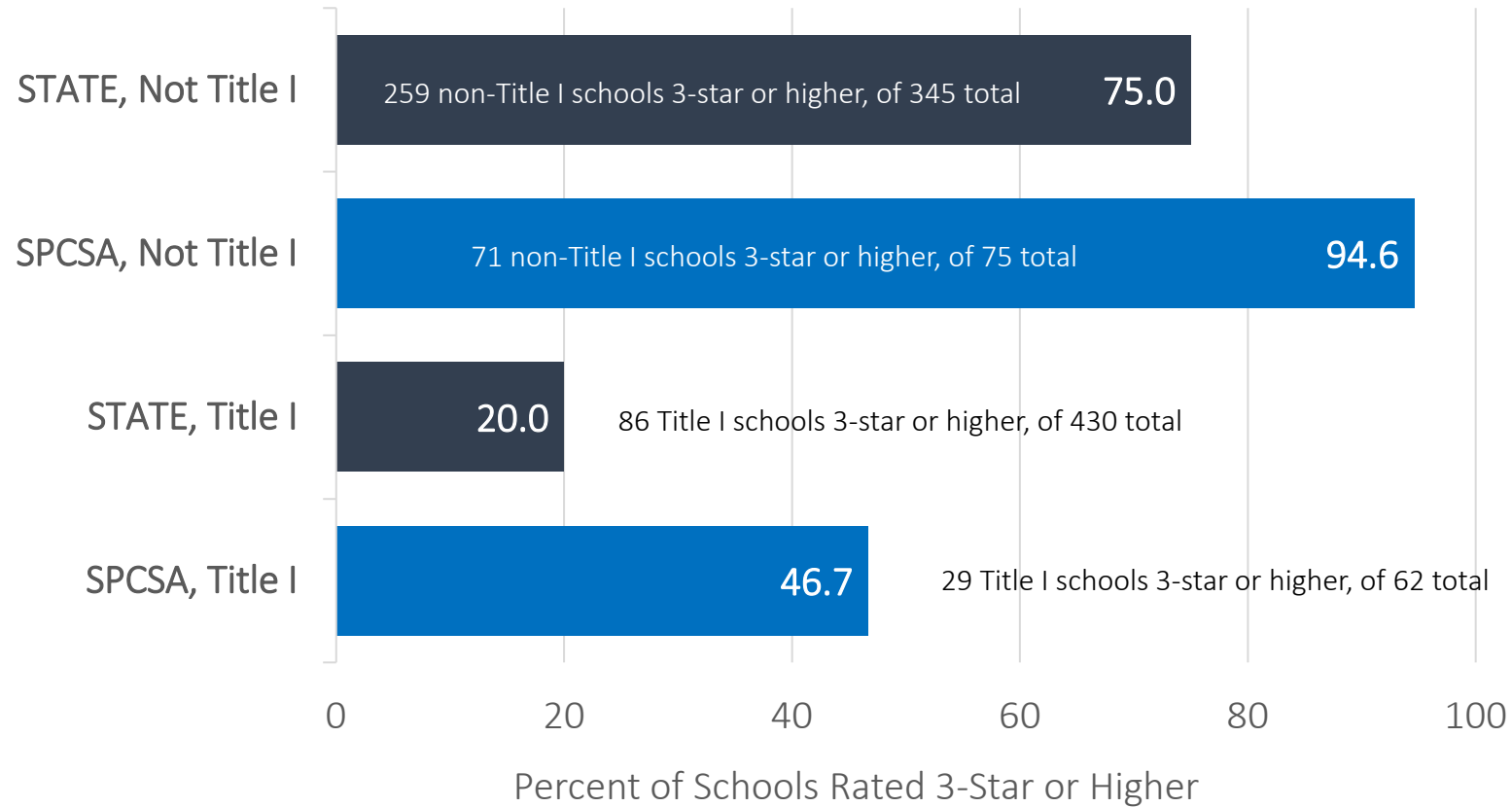


For comparison, in the 2022-23 SY, 223 (29.3%) were 1 star, 195 (25.6%) were 2 star, 179 (23.5%) were 3 star, 79 (10.3%) were 4 star, and 85 (11.1%) were 5 star.

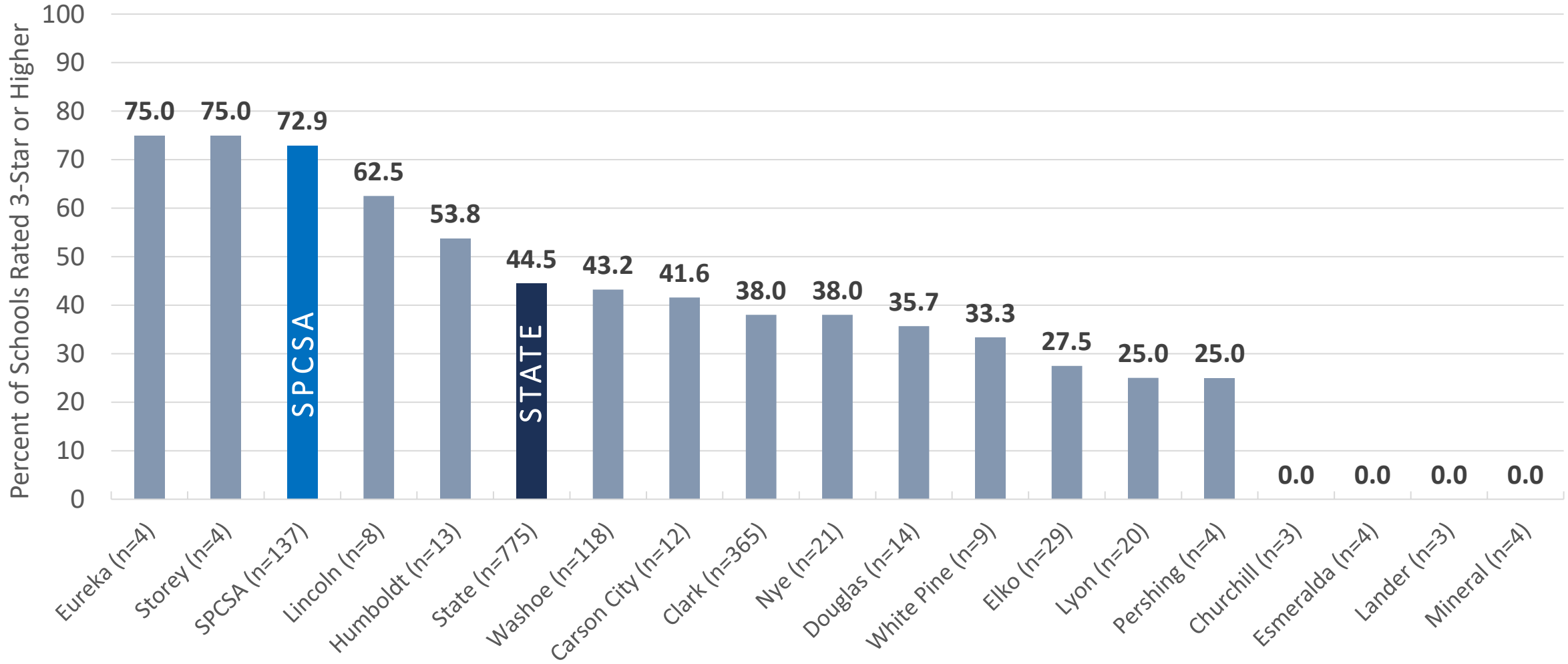
2023-24 SPCSA vs. State: Percent of Schools with 3-Star or Higher NSPF Rating




2023-24 Title I School NSPF Ratings



2023-24 SPCSA vs. Nevada Districts: Schools with 3-Star or Higher NSPF Rating



NSPF Star Rating Changes from 2022-23 to 2023-24



NSPF Star Rating Change	# Schools Across State	% Schools Across State	# SPCSA Schools	% SPCSA Schools
Increased by Two Stars	20	2.6%	8	6.0%
Increased by One Star	146	19.3%	23	17.4%
No Change	450	59.6%	71	53.7%
Decreased by One Star	122	16.1%	25	18.9%
Decreased by Two Stars	17	2.2%	5	3.7%

SPCSA Schools with a Two-Star Increase

School	2022-23 NSPF Rating	2023-24 NSPF Rating
CASLV Nellis AFB MS	3	5
Legacy Cadence MS	2	4
Legacy Southwest ES	3	5
Mater East Las Vegas ES	2	4
Nevada Rise ES	1	3
Pinecrest Cadence MS	3	5
SLAM Acad MS	3	5
Somerset Lone Mtn MS	3	5

Data retrieved from the [Nevada Accountability Portal](#) for the 2023-24 school year NSPF. Only schools that met requirements to receive an NSPF rating (rules found [here](#) on pages 6-7) in both years are included. SPCSA schools are included in the state data. One “school” may contain multiple levels (elementary, middle, high).



2023-24 NSPF: Identification of Low-Performing Schools

The federal Every Student Succeeds Act (ESSA) requires states to use their rating system to identify low performing schools and schools with low performing student groups.

Comprehensive Support and Improvement (CSI)

Lowest performing schools in the state (statewide lowest 5th percentile NSPF score, <67% graduation rate). Schools spend three years as a CSI school and must meet certain criteria to exit.

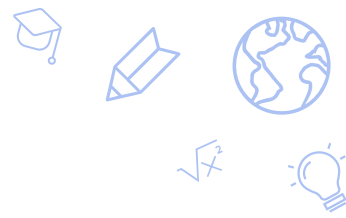
Year IDed	School	NSPF Score	NSPF Rating	Reason IDed	Notes
2024	Eagle Nevada ES	8.0	1	Lowest 5th percentile NSPF score	Closed end 2023-24 SY
2024	Sage Collegiate ES	9.0	1	Lowest 5th percentile NSPF score	N/A
2024	TEACH Las Vegas ES	8.8	1	Lowest 5th percentile NSPF score	Closed end 2023-24 SY
2024	TEACH Las Vegas MS	12.0	1	Lowest 5th percentile NSPF score	Closed end 2023-24 SY
2017	Beacon Acad HS	3.1	1	Graduation rate <67%	Rated on Alt. Framework

Targeted Support and Improvement (TSI)

Schools with consistently underperforming student groups (two years ≤ statewide 15th percentile in specified academic measures).

Year IDed	School	NSPF Score	NSPF Rating	Reason IDed	Notes
2024	Nevada Virtual MS	34.0	2	IEP student group	N/A

2023-24 NSPF: Identification of Low-Performing Schools (continued)

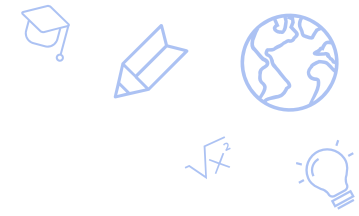


Additional Targeted Support and Improvement (ATSI)

Schools with very low performing student groups (lowest 5th percentile). Schools spend three years as an ATSI school and must meet certain criteria to exit.

Year IDed	School	NSPF Score	NSPF Rating	Reason IDed
2024	Democracy Prep ES	19.0	1	IEP student group
2024	Legacy North Valley ES	14.0	1	FRL student group
2024	Nevada Prep ES	12.0	1	Hispanic/Latino student group
2024	pilotED Cactus Park ES	11.0	1	FRL student group
2024	Sage Collegiate MS	13.7	1	FRL student group
2024	Young Women's Leadership Acad MS	22.0	1	FRL student group
2023	Explore Acad MS	13.0	1	Black/African American student group
2023	Nevada Rise ES	54.0	3	Black/African American student group
2023	SLAM ES	41.0	2	English Learners student group

2023-24 SPCSA vs. State: Smarter Balanced Proficiency Trends

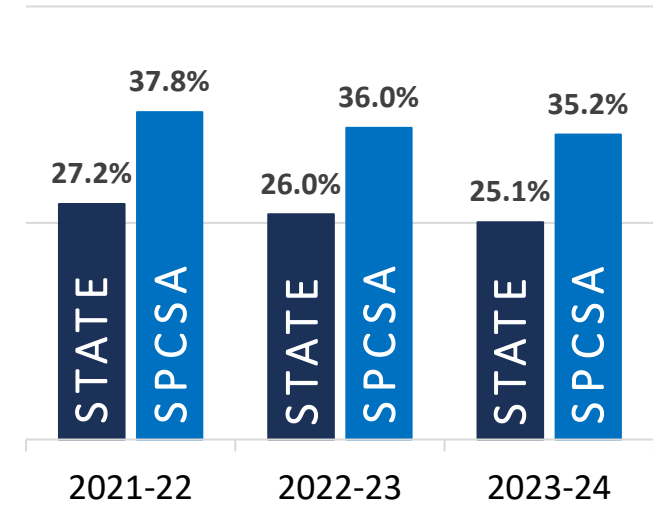
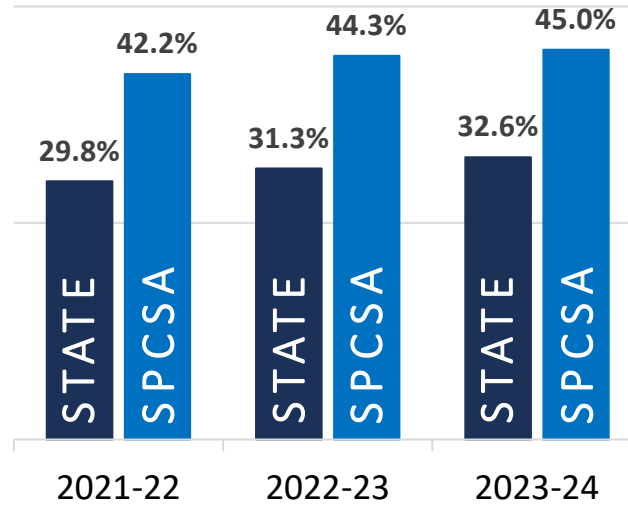
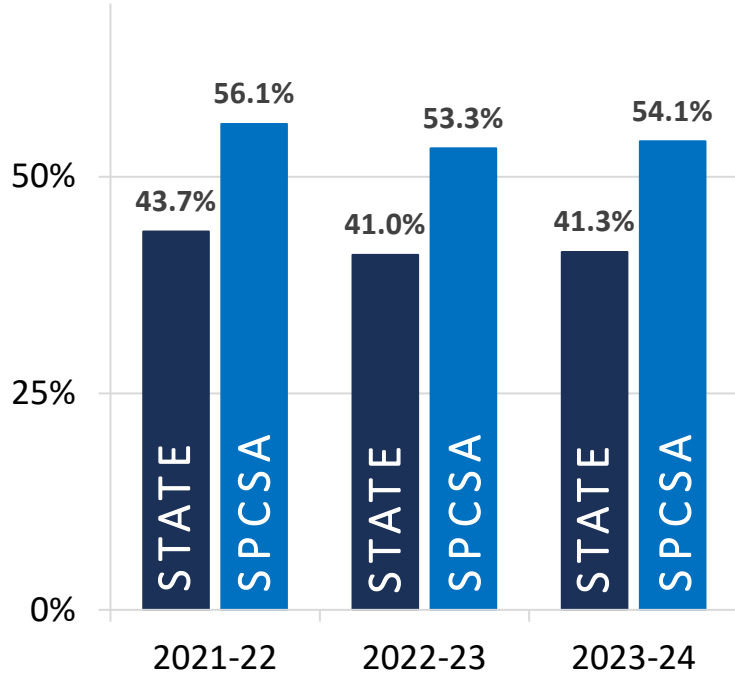


Proficiency is worth up to 25 points in the elementary and middle NSPFs.

ELA (grades 3-8)

MATH (grades 3-8)

SCIENCE (grades 5 and 8)

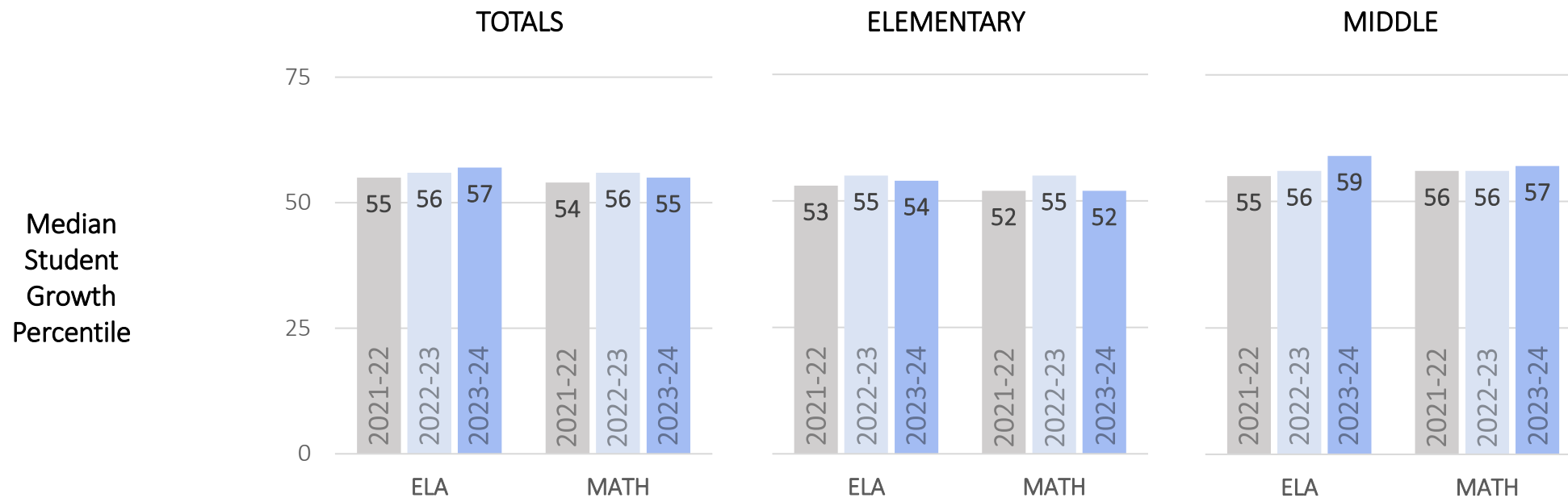


SPCSA proficiency rates are mixed in recent years but outperform the state.
SPCSA student group rates are mixed in recent years but generally outperform the state.



SPCSA NSPF Median Growth Percentiles Trend

- The NDE uses at least two consecutive years of a student’s Smarter Balanced assessment data to calculate student growth.
- The NDE calculates how much growth a student has made—compared to their peers—via a Student Growth Percentile (SGP) from 1 to 99. An SGP of 75 means a student has shown more growth than 75% of their peers.
- A school Median Growth Percentile (MGP) is the median of all student SGPs.
- Median growth is worth up to 20 points in the elementary and middle school NSPFs.



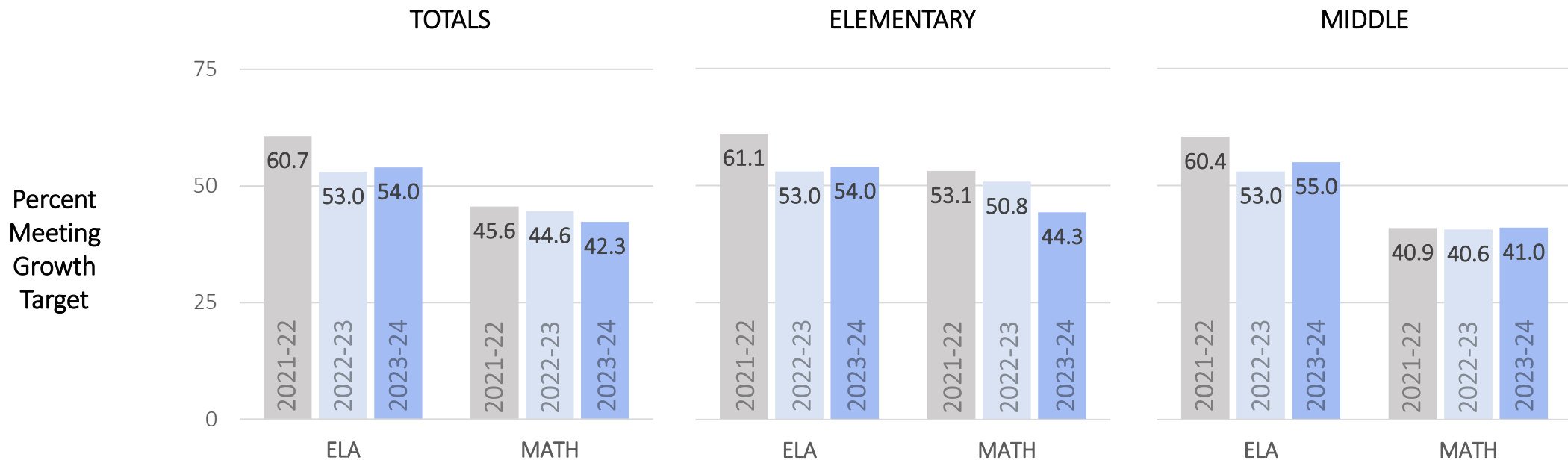
Generally, median growth trends are mixed over time.

Medians calculated by SPCSA using NSPF rules. Data displayed include the three most recent available years.



SPCSA NSPF Meeting Growth Targets Trend

- The NDE uses Adequate Growth Percentiles (AGP) to determine if a student has made enough growth to be on track to remain or become proficient.
- A school AGP rate is the percent of students meeting their growth target. If a student meets their target, they are on track to remain or become proficient.
- Adequate Growth Percentiles is worth up to 15 points in the elementary school NSPF and up to 10 points in the middle school NSPF.



Generally, trends in the percent of students meeting their growth targets are mixed over time.



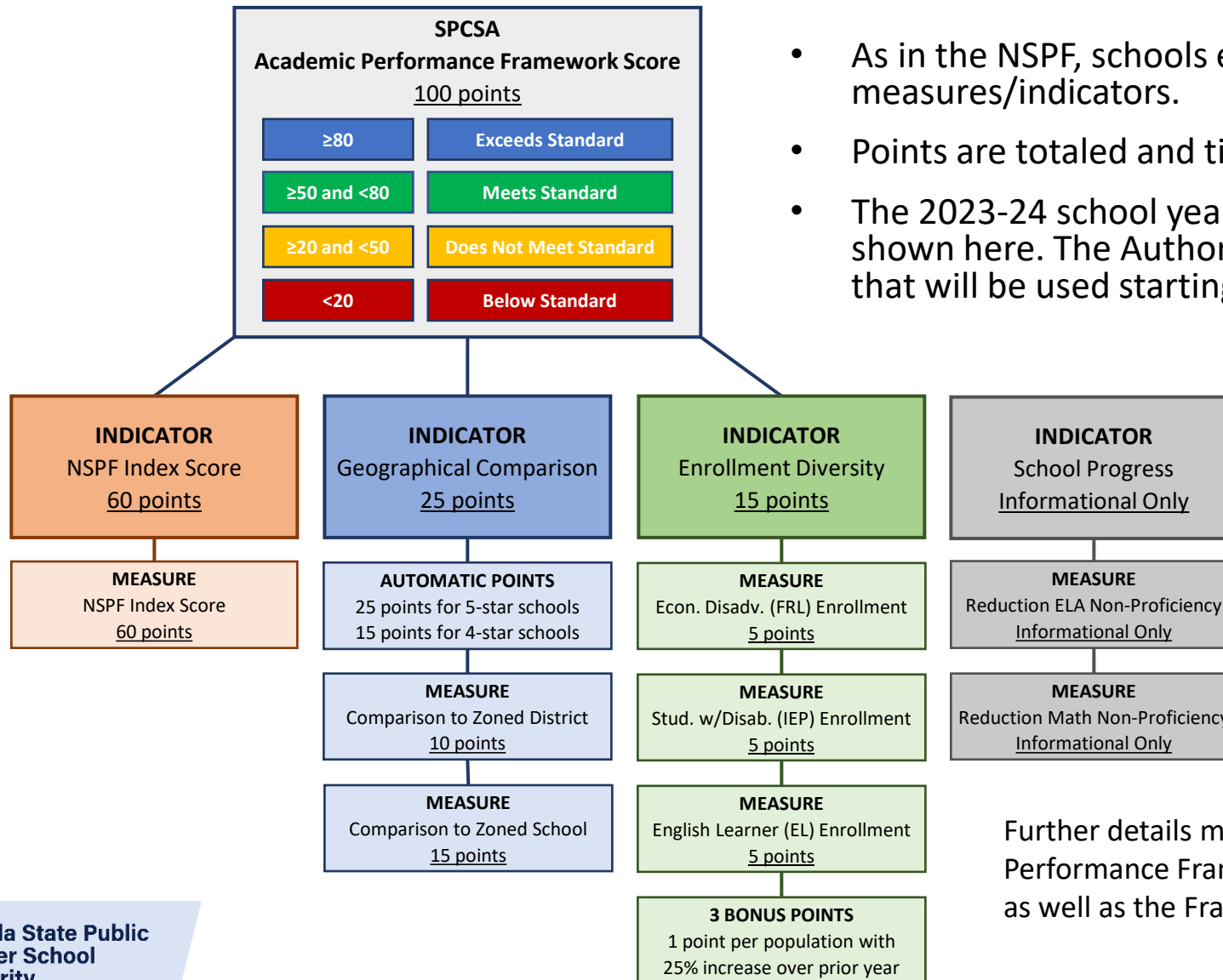
Agenda Item 9 – Academic Performance Ratings

b. 2023-24 SPCSA Academic Performance Framework results

SPCSA Academic Performance Framework Refresher



- As in the NSPF, schools earn points based on performance in measures/indicators.
- Points are totaled and tied to one of four performance levels (ratings).
- The 2023-24 school year is the last year for the academic framework shown here. The Authority approved an updated academic framework that will be used starting in the 2024-25 SY.

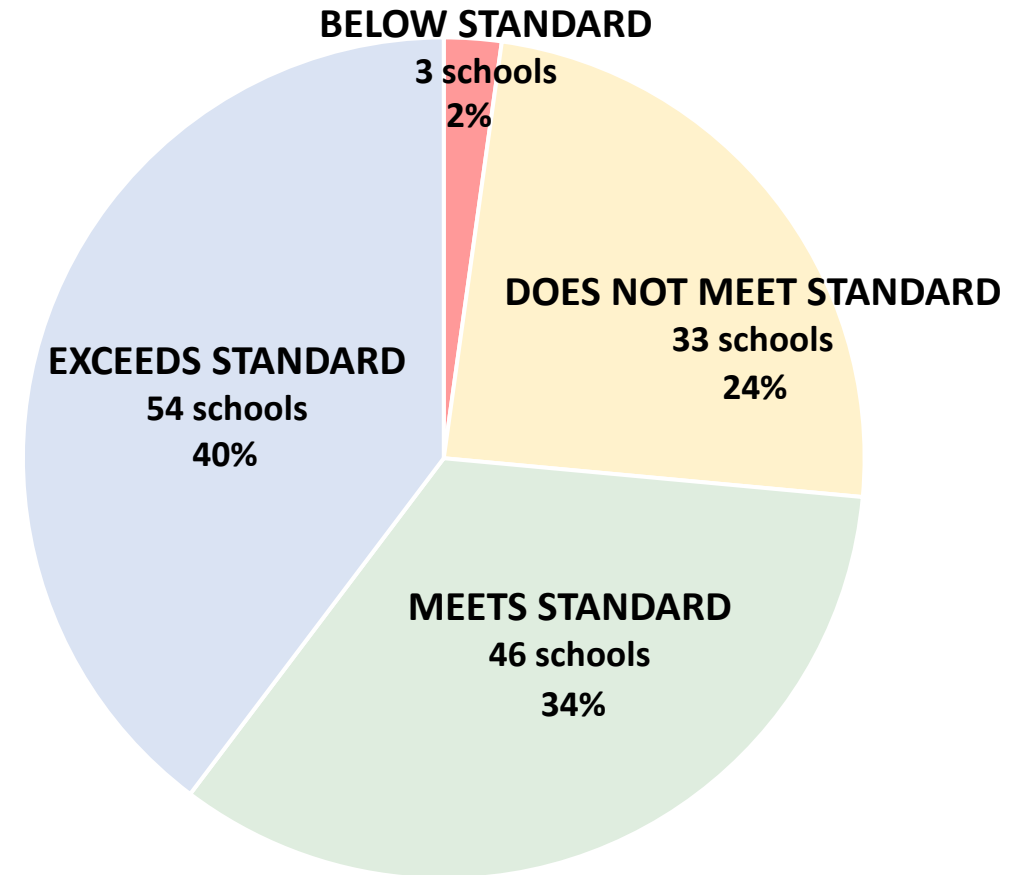


Further details may be found in the SPCSA's Academic Performance Framework training [presentation](#) and [recording](#), as well as the Framework [Technical Guide](#).

2023-24 SPCSA Academic Performance Framework Ratings

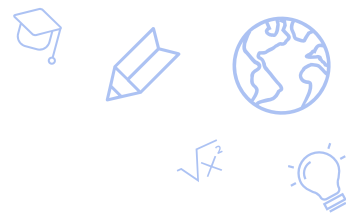


SPCSA Academic Performance Framework Score/Rating <u>100 points possible</u>	
SCORE	RATING
≥80	Exceeds Standard
≥50 and <80	Meets Standard
≥20 and <50	Does Not Meet Standard
<20	Below Standard



Results are generally similar to 2022-23 SY results.


2023-24 SPCSA Academic Performance Framework Ratings



Comparison of charter school NSPF performance to that of zoned district and school.


Provides information on charter school performance in context of local schools.

Aligned with SPCSA Strategic Plan goals to provide families with access to high-quality schools and ensure every SPCSA student succeeds – including those from historically underserved student groups.



The zoned school is the local district school zoned for the charter school physical address. Data exclude schools that did not receive a rating. Requirements to receive an SPCSA Academic Performance Framework score and rating are found [here](#). One “school” may contain multiple levels (elementary, middle, high).

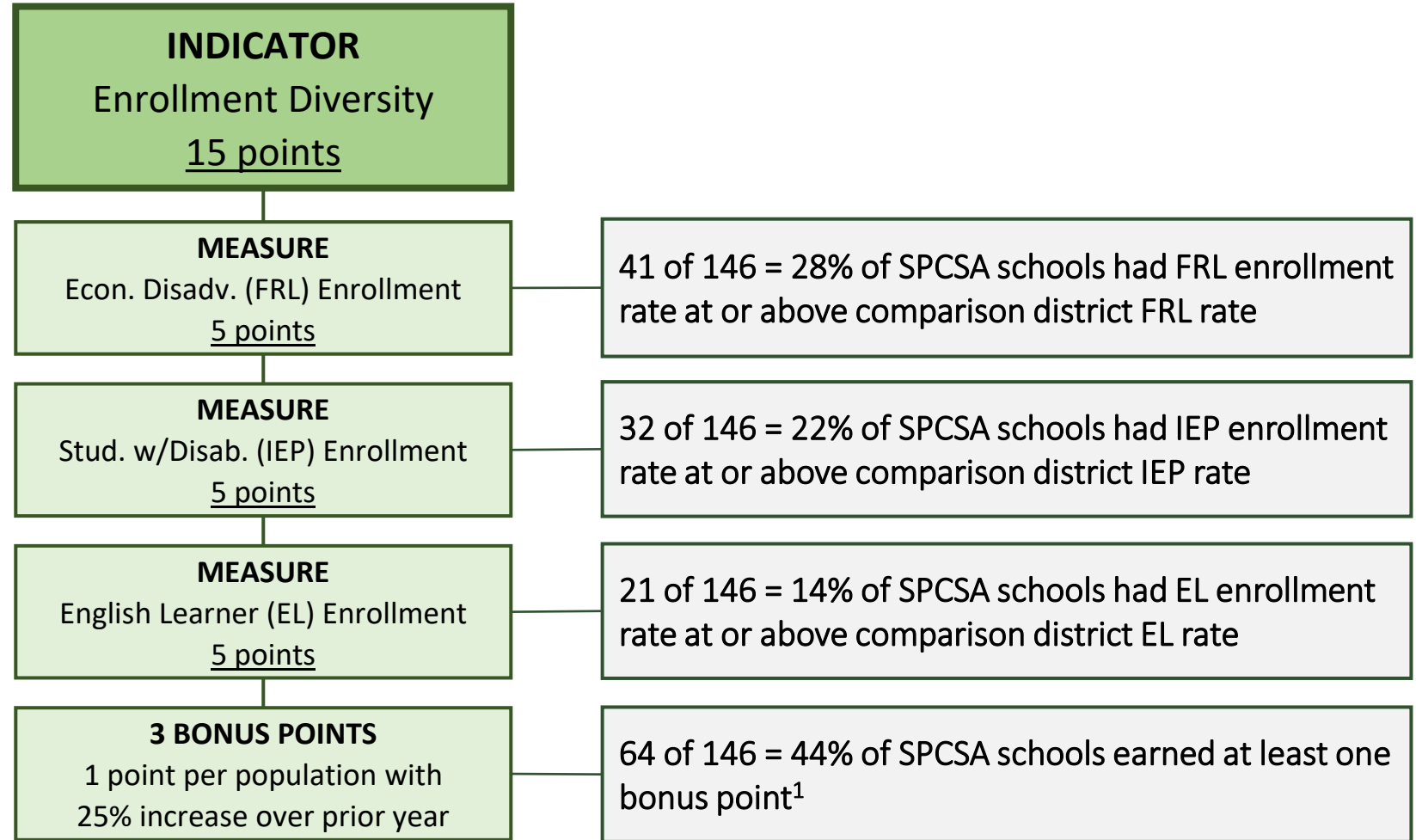
2023-24 SPCSA Academic Performance Framework Ratings



Comparison of FRL, IEP, and ELL enrollment rates between SPCSA school and zoned district.

Aligned with SPCSA Strategic Plan goal to increase diversity of students served by SPCSA schools.

Incentivizes schools to serve a population representative of Nevada.



Recommendation to Adopt Academic Performance Framework Ratings



- **Recommended action:** Adopt the 2023–24 school year SPCSA Academic Performance Framework results as provided.



Takeaways: 2023-24 SPCSA Academic Performance

- NSPF, Proficiency, and Growth
 - About 75% of SPCSA schools achieved a three-star or higher NSPF rating, which outperformed the state (~45% of schools were 3-star or higher) and all Nevada districts except two small districts.
 - Generally, proficiency rates in ELA, Math, and Science are mixed over recent years for the SPCSA and its student groups, but rates still outperform the state and its student groups. However, many students are still not meeting grade-level proficiency expectations.
 - SPCSA median growth and the percent of SPCSA students meeting their growth targets are mixed over recent years.
- SPCSA Academic Performance Framework
 - About 75% of SPCSA schools received a Meets or Exceeds Standard rating.
 - About 75% of SPCSA schools had an NSPF score that outperformed their local comparison school. A similar percentage of schools had an NSPF score that outperformed their local comparison district.
 - Only about a quarter or less of SPCSA schools had an FRL, IEP, or ELL enrollment rate at or above their local comparison district. However, 44% of SPCSA schools received at least one bonus point for increasing these enrollment rates by at least 25% from last year.

Thank you!



Overview of Academic Performance Recommendations (Agenda Items 10 to 31)

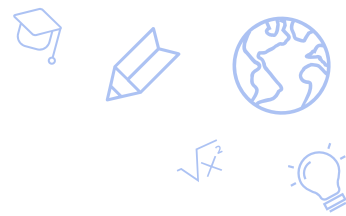
Removal of Prior Notices for Academic Performance

Issuance of Notices of Concern for Academic Performance

Escalation of Notices of Concern to Notices of Breach for Academic Performance

Continue Notices for Academic Performance

Authority Oversight of Academic Performance



NRS 388A.150 **Creation; purpose.**

1. The State Public Charter School Authority is hereby created. The purpose of the State Public Charter School Authority is to:

(a) Authorize charter schools of high-quality throughout this State with the goal of expanding the opportunities for pupils in this State, including, without limitation, pupils who are at risk.

(b) Provide oversight to the charter schools that it sponsors to ensure that those charter schools maintain high educational and operational standards, preserve autonomy and safeguard the interests of pupils and the community.

(c) Serve as a model of the best practices in sponsoring charter schools and foster a climate in this State in which all high-quality charter schools, regardless of sponsor, can flourish.

Authority Oversight of Academic Performance: State Law/Regulations

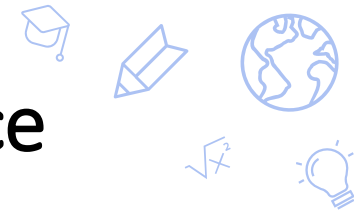


- Poor academic performance for an SPCSA school may result in Authority action, per Nevada state law and regulation:
 - Mandatory termination¹
 - Three one-star NSPF ratings in any five-year period.
 - Permissive termination²
 - High schools – a graduation rate under 60 percent for the immediately preceding school year.
 - Elementary and middle schools – lowest 5 percent in NSPF score statewide for the immediately preceding school year.
 - Elementary, middle, and high schools – receives a one- or two-star NSPF rating in each of the last three ratings OR has “not complied consistently” with the SPCSA Academic Performance Framework.
- Historically, the Authority has issued academic notices to notify one- and two-star schools and their governing boards of academic underperformance. With continued underperformance, the Authority may escalate a notice, or in extreme cases, terminate a charter contract as authorized under state law/regulation.
 - Historically, the Authority has issued Notices of Concern, Notices of Breach, and Notices of Intent to Revoke, in order of severity.

¹[NRS 388A.300](#). Per [NRS 388A.274](#), charter schools approved to be rated on the Nevada Alternative Performance Framework are exempt from mandatory termination provisions.


²[NRS 388A.330](#) and [NAC 388A.350](#).

Prior Authority Action Regarding Academic Underperformance




- Based on 2018-19 school year NSPF data, the Authority issued and escalated academic notices at the October 4, 2019 [meeting](#).
- Due to the COVID-19 pandemic and the resulting lack of academic data, academic notices were not addressed for the 2019-20 and 2020-21 school years.
- Based on 2021-22 school year NSPF data, certain academic Notices were removed at the November 18, 2022 [meeting](#). Academic notices were not issued or escalated as official NSPF star ratings were unavailable.
- Based on 2022-23 school year NSPF and SPCSA Academic Performance Framework data, the Authority issued*, continued, and lifted academic notices at the November 3, 2023 [meeting](#). No academic notices were escalated.

*The Authority issued notices to 1-star schools only based on 2022-23 SY results, due to Authority concerns regarding growth data.



Academic Performance Recommendations Overview

- **Removal of Prior Notices for Academic Performance.**
 - SPCSA staff recommends prior Academic Notices of Concern be removed from specified charter schools achieving a three-star or higher NSPF rating or a Meets or Exceeds Standard rating on the SPCSA Academic Framework for the 2023-24 SY.
- **Issuance of Notices of Concern for Academic Performance.**
 - SPCSA staff recommends Academic Notices of Concern be issued to specified charter schools receiving a one- or two-star NSPF rating and a Below or Does Not Meet Standard rating in the SPCSA Academic Framework for the 2023-24 SY.
- **Escalation of Notices of Concern to Notices of Breach for Academic Performance.**
 - SPCSA staff recommends prior Academic Notices of Concern be escalated to Academic Notices of Breach for specified charter schools with continued academic underperformance in the 2023-24 SY.
- **Continue Notices for Academic Performance.**
 - SPCSA staff recommends Academic Notices be continued for specified schools with academic underperformance.



Removal of Prior Notices for Academic Performance

The following schools

- Have a current Academic Notice of Concern; and
- Achieved a three-star or higher NSPF rating or a Meets or Exceeds Standard rating on the SPCSA Academic Framework for the 2023-24 school year.

School Name	2022-23 NSPF Score	2022-23 NSPF Rating	2022-23 SPCSA Acad Frwk Score	2022-23 SPCSA Acad Frwk Rating	2023-24 NSPF Score	2023-24 NSPF Rating	2023-24 SPCSA Acad Frwk Score	2023-24 SPCSA Acad Frwk Rating	Notes*
Discovery Sandhill ES	40.0	2	47.0	Does Not Meet	60.0	3	74.0	Meets	NOC issued Oct. 2019
Nevada Rise ES	15.0	1	20.0	Does Not Meet	54.0	3	65.4	Meets	NOC issued Nov. 2023
Somerset North Las Vegas ES	24.5	1	30.7	Does Not Meet	46.0	2	55.6	Meets	NOC issued Nov. 2023

SPCSA Staff Recommendation: Lift existing Academic Notices of Concern for the schools listed above.

If a school listed above with a prior one-star NSPF rating receives another one-star NSPF rating in the next two years, SPCSA staff will recommend the Authority bypass an Academic Notice of Concern and issue an Academic Notice of Breach, in alignment with the mandatory termination provisions outlined in [NRS 388A.300](#) (three one-star NSPF ratings in any five-year period).

*NOC = Notice of Concern.



Issuance of Notices of Concern for Academic Performance

The following schools received a one- or two-star NSPF rating and a Below or Does Not Meet Standard rating in the SPCSA Academic Framework for the 2023-24 school year.

School Name	2022-23 NSPF Score	2022-23 NSPF Rating	2022-23 SPCSA Acad Frwk Score	2022-23 SPCSA Acad Frwk Rating	2023-24 NSPF Score	2023-24 NSPF Rating	2023-24 SPCSA Acad Frwk Score	2023-24 SPCSA Acad Frwk Rating
Battle Born MS	51.1	3	65.6	Meets	28.3	1	39.9	Does Not Meet
CIVICA Acad ES	27.5	2	32.5	Does Not Meet	26.0	1	26.6	Does Not Meet
CIVICA Acad MS	35.0	2	43.0	Does Not Meet	30.0	2	35.0	Does Not Meet
Democracy Prep MS	57.0	3	69.2	Meets	38.5	2	47.1	Does Not Meet
Learning Bridge ES	38.8	2	44.2	Does Not Meet	36.1	2	47.6	Does Not Meet
Legacy North Valley MS	54.0	3	62.4	Meets	38.0	2	41.8	Does Not Meet
Mater Northern NV ES	65.0	3	78.0	Meets	41.0	2	44.6	Does Not Meet
Nevada Connections Acad HS	56.0	3	45.6	Does Not Meet	49.5	2	40.7	Does Not Meet
Nevada Prep ES	50.5	3	65.3	Meets	12.0	1	23.2	Does Not Meet
Nevada Prep MS	56.0	3	70.6	Meets	17.0	1	29.2	Does Not Meet
Nevada Virtual MS	33.0	2	30.8	Does Not Meet	34.0	2	31.4	Does Not Meet
pilotED Cactus Park ES	5.7	Not Rated	N/A	Not Rated	11.0	1	19.6	Below
Sage Collegiate ES	49.4	2	60.6	Meets	9.0	1	20.4	Does Not Meet
Sage Collegiate MS	Not Open	Not Open	Not Open	Not Open	13.7	1	22.2	Does Not Meet
Somerset Losee ES	53.0	3	61.8	Meets	43.0	2	47.8	Does Not Meet
Somerset Losee MS	44.5	2	54.7	Meets	38.0	2	44.8	Does Not Meet
YWLA MS	34.4	2	38.6	Does Not Meet	22.0	1	29.2	Does Not Meet

SPCSA Staff Recommendation: Issue Academic Notices of Concern for the schools listed above.

Escalation of Notices of Concern for Academic Performance



The following schools with prior Academic Notices of Concern displayed continued academic underperformance by receiving a one- or two-star NSPF rating and a Below or Does Not Meet Standard rating in the SPCSA Academic Framework for the 2023-24 school year.

School Name	2022-23 NSPF Score	2022-23 NSPF Rating	2022-23 SPCSA Acad Frwk Score	2022-23 SPCSA Acad Frwk Rating	2023-24 NSPF Score	2023-24 NSPF Rating	2023-24 SPCSA Acad Frwk Score	2023-24 SPCSA Acad Frwk Rating	Notes*
Battle Born ES	24.21	1	33.5	Does Not Meet	14.5	1	23.7	Does Not Meet	NOC issued Nov. 2023
CASLV Nellis ES	39.44	2	48.6	Does Not Meet	40.0	2	49.0	Does Not Meet	NOC issued Oct. 2019
Democracy Prep ES	35.00	2	44.0	Does Not Meet	19.0	1	25.4	Does Not Meet	NOC issued Oct. 2019
Explore Acad MS	11.11	1	18.6	Below	13.0	1	20.8	Does Not Meet	NOC issued Nov. 2023
Honors Acad ES	23.33	1	19.9	Below	21.6	1	20.9	Does Not Meet	NOC issued Nov. 2023
Imagine Mountain View ES	26.50	1	25.9	Does Not Meet	21.0	1	20.6	Does Not Meet	NOC issued Nov. 2023
Legacy Cadence ES	41.00	2	47.6	Does Not Meet	33.5	2	42.1	Does Not Meet	NOC issued Oct. 2019
Quest Northwest ES	18.50	1	21.1	Does Not Meet	22.5	1	24.5	Does Not Meet	NOC issued Nov. 2023
Silver Sands ES	8.89	1	13.2	Below	20.5	1	25.3	Does Not Meet	NOC issued Nov. 2023

SPCSA Staff Recommendation: Escalate Academic Notices of Concern to Academic Notices of Breach for the schools listed above.

Generally, SPCSA staff will recommend the Authority escalate Notices of Concern to Notices of Breach if a school receives a one-star rating, or, receives a two-star rating and does not increase their NSPF score by 10+ points. Schools listed here meet criteria for escalation.



Continue Notices for Academic Performance

The following schools with Academic Notices received a one- or two-star NSPF rating and a Below or Does Not Meet Standard rating in the SPCSA Academic Framework for the 2023-24 SY. Rationale to continue Notices is below.

School Name	2022-23 NSPF Score	2022-23 NSPF Rating	2022-23 SPCSA Acad Frwk Score	2022-23 SPCSA Acad Frwk Rating	2023-24 NSPF Score	2023-24 NSPF Rating	2023-24 SPCSA Acad Frwk Score	2023-24 SPCSA Acad Frwk Rating	Notes*
Freedom Classical Acad ES	34.0	2	39.4	Does Not Meet	26.5	1	33.9	Does Not Meet	NOB issued Oct. 2019
Legacy North Valley ES	34.0	2	39.4	Does Not Meet	14.0	1	15.4	Does Not Meet	NOB issued Oct. 2019
SLAM ES	20.0	1	26.0	Does Not Meet	41.0	2	38.6	Does Not Meet	NOC issued Nov. 2023

Rationale

Schools with prior Academic Notices of Concern: Generally, except in unique or extreme circumstances, SPCSA staff will not recommend the Authority escalate Academic Notices of Concern to Academic Notices of Breach if a school achieves a two-star NSPF rating and increased their NSPF star rating over the prior year or increased their NSPF adjusted index score by 10+ points over the prior year.

Schools with prior Academic Notices of Breach: Generally, except in unique or extreme circumstances, SPCSA staff will not recommend the Authority escalate Academic Notices of Breach to Academic Notices of Intent to Revoke unless a school has received three one-star ratings in the past five years, in alignment with mandatory termination provisions outlined in statute.¹ However, the Authority may choose to escalate notices based on permissive termination provisions² (schools with a 1 or 2-star NSPF rating “during the last three ratings” or “not complied consistently” with SPCSA Academic Performance Framework).

SPCSA Staff Recommendation: Continue existing Academic Notices for the schools listed above.

¹[NRS 388A.300](#).

²[NRS 388A.330](#) and [NAC 388A.350](#).

*NOC = Notice of Concern; NOB = Notice of Breach.