




Quest Academy

Janelle Veith, Principal

Linda Williams, Student Success Administrator





School Information

- Grades K-8

- Quest serves Middle School (6th-8th grade) and Elementary School (Kindergarten-5th grade)
- The Middle School received a 3-star rating in the 2024 NSPF.
- The Elementary School received a 1-star rating in the 2024 NSPF.

- Student population metrics

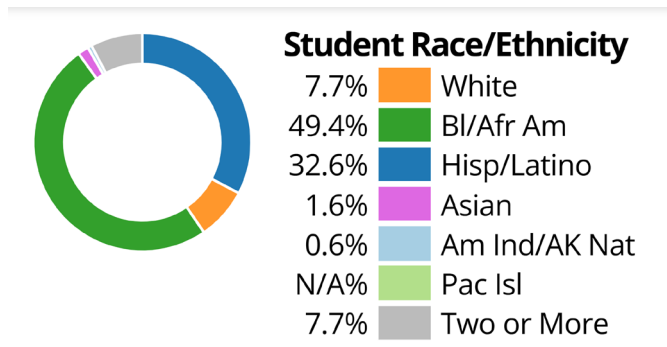
Title I: 100% FRL (free and reduced lunch)

Current ES EL population: 12.7% Elementary school

Current Sped population: 10.8%

- Other relevant characteristics or information

- Leader in Me school
- 17th year of operation with 460 students
- Elementary School doubled academic points from 11 points in SY2223 to 21.5 points in SY2324
- ELA cohorts improved proficiencies from 21.2% to 28.6% (4th grade) and 25.5% to 34% (5th grade)
- More than 20% of Quest students were in the top 20% of growth and less than 20% of Quest students were in the bottom 20% of growth
- Success of 8th graders who remain at Quest for long periods of time outperform the state ELA proficiency rates as well as the state Math proficiency rates





Academic Goal(s)



Elementary Student Success Goal included in the School Performance Plan:

- Goal based on academic performance data:
 - Increase the percent of all students proficient in ELA from 31.78% in Spring 2024 to 37.5% by Spring 2025, as measured by the SBAC
 - Increase the percent of all students proficient in Math from 22.48% in Spring 2024 to 27.5% by Spring 2025 as measured by the SBAC
- The goals align to the NSPF/SPCSA Academic Performance Rating by improving proficiency outcomes. Increasing proficiencies requires high student growth, a main component of the NSPF scoring. Additionally, two of the three growth categories are structured with long term proficiency as the driving indicator of success.

Measurable Action Steps

Steps Already Taken:

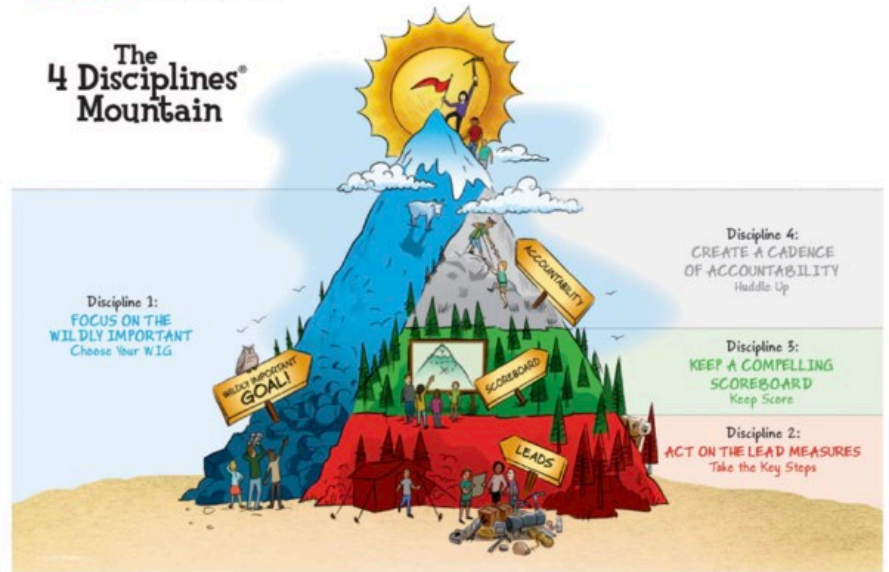
- School Performance Plan updated to reflect root cause analysis based on 2024 SBAC results
- Classroom management training and Kagan Training to increase engagement, discourse, and rigor
- Retain staff that showed high student growth
- Added a Math Interventionist
- Review NCAS and cross check alignment, revision of curriculum maps
- MyView 2025 Edition in 3rd – 5th grade (curriculum currently utilized in MS where ratings are strong)

Steps In Progress Throughout the Year:

- Increase instructional support through Principal and Student Success Administrator to include feedback focused on researched based best instructional practices
- Provide scaffolded support to all new staff during pre-service and regularly throughout the school year
- Weekly Student Support Team meetings to review student data, interventions, and action steps
- Focus on growth and zone of proximal development during structured intervention
- Bi-weekly PLC meetings with 3rd-5th team
- Transportation services that will remove barrier to attending school

Measuring Progress:

- Progress Monitoring: MAP Growth assessments (Fall, Winter, Spring), SBAC Interims
- Monthly Achieve 3000 growth, Dreambox growth, walkthrough data analysis; Data-based decision-making during SST meetings and Professional Development Days



Thank you!

charterschools.nv.gov

