








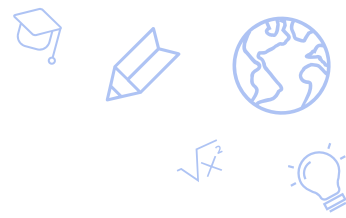
Legacy Traditional School - Cadence



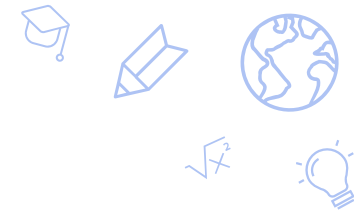
Jennifer Emling- Superintendent
Nathalie Burgess- Associate Superintendent
Tracy Schroeder- Principal



School Information




- Legacy Traditional Schools - Cadence
 - Cadence Elementary - 2 Stars
 - Elementary campus serves students Kindergarten through 5th Grade
- Student population metrics
 - Enrollment - 853 Students
 - Demographics - 40.2% Hispanic, 23% White, 12.7% African American, 11.7% two or more races.
 - EL - 8.7%
 - Special Education - 11.8%
 - Free and Reduced Lunch - 58.73% (Whole School)
- Other relevant characteristics or information
 - Opened in Fall of 2018
 - New principal started in Fall of 2023



Academic Goal

The Cadence campus will improve the school's NSPF index score from 33.5 to a minimum of 50 as measured by the Spring 2025 SBAC assessment results. This specifically will increase the school's star rating of 2 stars from the 23-24 school year to 3 stars for the 24-25 school year.



Measurable Action Steps

Measurable steps taken towards achieving our goal.

- Reduced class sizes and added paraprofessional support to improve student engagement and teacher effectiveness
- Revised the master schedule to allow for an increased focus on Tier 1 ELA and math
- Implemented Level Up Tutoring that adds three hours per week for identified students
- Professional Development for areas of concern:
 - Tier 1 lesson planning and instruction, intervention, enrichment and data analysis
 - Implementation of the NEPF and coaching cycles
- Added additional administrative support-Director of Operations
- Standards based instructional guide for Math and ELA

Steps to continue throughout the school year.

- Continue all the above action steps with fidelity
- Revisit each action step after winter MAP benchmark data analysis
- School board receives bi-weekly progress updates






Measurement of progress toward achieving our goal.

- Bi-weekly progress monitoring on measurable action steps
- Record professional development topics and track attendance
- Standards based assessment data - CSA and CFA
- Climate surveys, Collaborative Team and MTSS Meetings

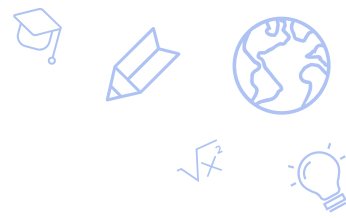


Legacy Traditional School - North Valley

Jennifer Emling- Superintendent
Nathalie Burgess- Associate Superintendent
Brian Campbell- Principal



School Information



- Legacy Traditional Schools - North Valley
 - North Valley Elementary School - 1 Star
 - North Valley Middle School - 2 Stars
 - Campus serves students Kindergarten through 8th Grade
- Student population metrics
 - Enrollment - 1,294
 - Demographics - 47.9% Hispanic, 22.6% African American, 12.9% White, 9.9% two or more races.
 - EL - 8.8%
 - Special Education - 5.8%
 - Free and Reduced Lunch - 58.66%
- Other relevant characteristics or information
 - Opened in Fall 2017
 - New principal started in May of 2023



Academic Goals

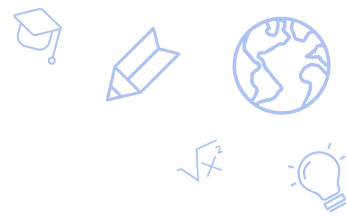
Elementary School Goal (grades 3-5)

- The North Valley ES campus will improve the school's NSPF index score from 14 to a minimum of 50, as measured by the Spring 2025 SBAC assessment results. This specifically will increase the school's star rating of 1 star from the 23-24 school year to 3 stars for the 24-25 school year.

Middle School Goal (grades 6-8)

- The North Valley MS campus will improve the school's NSPF index score as measured by the Spring 2024 SBAC assessment results from 38 to a minimum of 50 to achieve a 3-star status. This specifically will increase the school's star rating of 2 stars from the 23-24 school year to 3 stars for the 24-25 school year.

Measurable Action Steps



Measurable steps taken towards achieving our goal.

- Partnership with TenSquare to support with data analysis and professional development
 - School board has approved scope of work and is underway
 - First visit occurred on October 28 and 29 - Data analysis, classroom observation, admin support
- Reduced class sizes and added 24 paraprofessionals for support to improve student engagement and teacher effectiveness
- Created Walk to ELA and March to Math Intervention Periods within the school day
- Revised the master schedule to allow for an increased focus on Tier 1 ELA and math
- Implemented Level Up Tutoring that adds three hours per week for identified students.
- Standards based instructional guide for Math and ELA
- Professional Development for areas of concern:
 - Tier 1 lesson planning and instruction, intervention, enrichment and data analysis
 - Implementation of the NEPF and coaching cycles
- Added additional administrative support-Director of Operations

Steps to continue throughout the school year.

- Continue all the above action steps with fidelity
- Revisit each action step after winter MAP benchmark data analysis
- School board receives bi-weekly progress updates

Measurement of progress toward achieving our goal.

- Bi-Weekly Progress Monitoring on measurable action steps
- Record professional development topics and track attendance
- Standards based assessment data - CSA and CFA
- Climate surveys, Collaborative Team and MTSS Meetings

Thank you!

charterschools.nv.gov

