

# Annual Report to Nevada Department of Education 2024



**Nevada State Public  
Charter School  
Authority**

# CONTENTS

---

1	Background	2
1.1	History of the State Public Charter School Authority (SPCSA)	2
1.2	Annual Report by Sponsor of Charter School (NRS 388A.351)	3
2	The SPCSA’s Strategic Mission and Vision [NRS 388A.351(1)(d)]	3
2.1	The SPCSA’s Strategic Plan	3
2.1.1	Mission	4
2.1.2	Vision	4
2.1.3	Strategic Goals	4
2.2	Progress in Reaching Strategic Mission and Vision	4
2.2.1	Goal 1: Provide Families with Access to High-Quality Schools	5
2.2.2	Goal 2: Ensure that every SPCSA student succeeds - including those from historically underserved student groups	5
2.2.3	Goal 3: Increase the diversity of students served by SPCSA schools	7
3	SPCSA-Sponsored Public Charter Schools [NRS 388A.351(1)(b)]	8
3.1	SPCSA-Sponsored Public Charter Schools Scheduled To Open [NRS 388A.351(1)(b)(1)]	8
3.2	Current SPCSA-Sponsored Charter Schools [NRS 388A.351(1)(b)(2)]	8
3.3	Schools That Have Transferred Sponsorship [NRS 388A.351(1)(b)(3)]	10
3.4	Schools Whose Charter Contract Has Been Terminated [NRS 388A.351(1)(b)(4)]	10
3.5	Schools Whose Charter Contract Has Not Been Renewed [NRS 388A.351(1)(b)(5)]	10
3.6	Schools That Have Voluntarily Ceased Operation [NRS 388A.351(1)(b)(6)]	11
4	Academic, Financial, And Organizational Performance Of SPCSA-Sponsored Public Charter School <b>Error! Bookmark not defined.</b>	
4.1	Background	11
4.2	Current Performance of SPCSA-Sponsored Schools [NRS 388A.351(1)(a)]	11
5	Service Contracts Between The SPCSA And SPCSA-Sponsored Charter Schools [NRS 388A.351(1)(d)]	12
6	Federal Grants [NRS 388A.351(1)(e)]	12

# 1 BACKGROUND

---

## 1.1 HISTORY OF THE STATE PUBLIC CHARTER SCHOOL AUTHORITY (SPCSA)

In 2011, Nevada Legislature created the State Public Charter School Authority, a statewide, executive branch agency tasked with authorizing and overseeing most of Nevada’s public charter schools. The Legislative purpose of the SPCSA was and is to:

- Authorize charter schools of high-quality throughout this State with the goal of expanding the opportunities for pupils in this State, including, without limitation, pupils who are at risk.
- Provide oversight to the charter schools that it sponsors to ensure that those charter schools maintain high educational and operational standards, preserve autonomy and safeguard the interests of pupils and the community.
- Serve as a model of the best practices in sponsoring charter schools and foster a climate in this State in which all high-quality charter schools, regardless of sponsor, can flourish.

The SPCSA is currently composed of an Executive Director, appointed by the Governor, 33 full-time employees and 8 independent contractors, and is overseen by a nine-member Board. Members of the SPCSA Board are appointed by the Governor, the Senate Majority Leader, the Speaker of Nevada’s Assembly, the State Board of Education, and the Charter School Association of Nevada.

Since the creation of the SPCSA in 2011, public charter schools in Nevada have grown significantly. The SPCSA has grown from 15 public charter school campuses serving approximately 11,000 Nevada students in 2011 to 81 public charter school campuses in five counties (Clark, Churchill, Elko, White Pine, and Washoe) serving 61,883 Nevada students (12.7% of Nevada’s public school students) in the 2023-24 school year.

## 1.2 ANNUAL REPORT BY SPONSOR OF CHARTER SCHOOL (NRS 388A.351)

NRS 388A.351 requires each sponsor of public charter schools authorized and operating in Nevada to annually provide the Nevada Department of Education with information regard the following:

- A description of the strategic vision of the sponsor, and the progress of the sponsor in achieving that vision;
- A list of all public charter schools currently authorized and operating under the sponsorship and oversight of the public charter school sponsor;
- A list of public charter schools that have been approved by the sponsor but have not yet opened;
- A summary of the academic, financial, and organizational performance of each public charter school authorized by each public charter school sponsor;
- A list of public charter schools sponsored by the public charter school sponsor
  - that the public charter school’s sponsor has terminated the public charter school’s charter contract,
  - that have voluntarily ceased operations, and
  - that the public charter school’s sponsor has not renewed the public charter school’s charter school contract;
- A list of public charter schools that have requested a change in sponsorship pursuant to NRS 388A.381;
- A description of the services provided by the sponsor pursuant to any service agreements entered into between the sponsor and the governing body of the charter school pursuant to NRS 388A.381, including an itemized accounting of the actual costs of those services; and
- The amount of any money from the Federal Government that was distributed to the charter school, and any concerns regarding the equity of such distributions and any recommendations on how to improve access to and distribution of money from the Federal Government.

## 2 THE SPCSA'S STRATEGIC MISSION AND VISION [NRS 388A.351(1)(D)]

### 2.1 THE SPCSA'S STRATEGIC PLAN

The SPCSA's current strategic plan was adopted in December of 2019 and can be found on the SPCSA website ([https://charterschools.nv.gov/About/Strategic\\_Plan/](https://charterschools.nv.gov/About/Strategic_Plan/)). In addition, the strategic plan is summarized below.

#### 2.1.1 Mission

The SPCSA sponsors, supports, and oversees dynamic and responsive public charter schools that prepare all students for academic, social, and economic success.

#### 2.1.2 Vision

Equitable access to diverse, innovative, and high-quality public schools for every Nevada student.

#### 2.1.3 Strategic Goals

##### **Goal 1: Provide Families with Access to High-Quality Schools**

The SPCSA aims for all sponsored schools to meet academic, organizational and financial performance standards. Five-year goals:

- a. Improve upon existing strong performance on star ratings by achieving 70% four-star or better, 83% three-star or better, no more than 17% two-star, and less than 4% one star.\*
- b. Schools demonstrate strong organizational and financial performance with 95% rated as meeting standards on the SPCSA Organizational and Financial Performance Frameworks.

##### **Goal 2: Ensure that every SPCSA student succeeds - including those from historically underserved student groups**

The SPCSA aims for all sponsored schools to demonstrate strong academic growth, high levels of proficiency and on-time graduation across all student groups, including historically underserved student groups. Five-year goals:

- a. Increase the percent of schools that demonstrate, for each student group, a median student growth percentile on the 3<sup>rd</sup>-8<sup>th</sup> grade state Math and English Language Arts (ELA) assessments that exceeds the respective group's Nevada median student growth percentile.
- b. For each student group, surpass respective Nevada proficiency rates on the state Math and ELA assessments.
- c. For each student group, surpass respective Nevada 4-year graduation rates.

##### **Goal 3: Increase the diversity of students served by SPCSA schools**

The SPCSA aims for sponsored schools to serve a population of students that is representative of the State with regard to race/ethnicity and additional student groups. Five-year goals:

- a. By the 2021-22 school year and thereafter, in *newly created SPCSA-sponsored public charter school seats* (new schools, new campuses, and expansion of existing schools), enroll English Learners, Students Eligible for Free or Reduced-Price Lunch, and Students with Disabilities at rates that are greater than or equal to the respective Nevada enrollment rates.^
- b. While continuing to serve currently enrolled students, in *vacant seats* at existing SPCSA-sponsored schools, enroll English Learners, Students Eligible for Free or Reduced-Price Lunch, and Students with Disabilities at rates that are greater than or equal to the respective Nevada enrollment rates.^

*\*This goal excludes alternative framework schools*

*^Applies to SPCSA-sponsored schools on the aggregate level, and not on the individual school level*

## 2.2 PROGRESS IN REACHING STRATEGIC MISSION AND VISION

While the last four years have been substantially impacted by the COVID-19 pandemic, the SPCSA has worked to maintain a focus on our strategic plan. Below is a summary of the progress the SPCSA has made since the adoption of the strategic plan in 2019.

### 2.2.1 Goal 1: Provide Families with Access to High-Quality Schools

When the SPCSA’s Strategic plan was adopted during the 2018-19 school year, the vast majority of SPCSA-sponsored charter schools were already meeting expectations for academic performance by earning a 3-star rating or better and a significant percent were exceeding the expectations by earning a rating of 4-stars or better. The SPCSA aimed to continue to build on this high performance by increasing the percent of schools rated as 3-stars or better. Over the last four years, SPCSA-sponsored schools, like schools across the State, have seen significant challenges due to the impacts of COVID-19. During that time, we’ve also seen an increase in the number of SPCSA-sponsored schools and student served by SPCSA schools. In the 2022-2023 school year the SPCSA has had a decline in the number of schools that earn a 3-star or better on the Nevada School Performance Framework.

The table below shows the SPCSA’s progress in meeting academic performance goals (excluding those schools that are approved to be rated on the Alternative Performance Framework).

School Year	Percent of schools rated as <b>1-star</b> on the NSPF indicating they ‘do not meet standards’	Percent of schools rated as <b>2-star</b> or lower on the NSPF indicating they have ‘partially met’ standards	Percent of schools are rated <b>3+ stars</b> on the NSPF indicating ‘adequate’ or better performance	Percent of schools rated <b>4+ stars</b> on the NSPF indicating ‘commendable’ or ‘superior’ schools
<b>2018-19</b>	2.0%	19.9%	78.2%	64.4%
<b>2019-20<sup>^</sup></b>	-	-	-	-
<b>2020-21<sup>^</sup></b>	-	-	-	-
<b>2021-22<sup>*</sup></b>	6.4%	13.5%	80.2%	55.6%
<b>2022-23</b>	8.2%	26.3%	73.6%	47.3%
<b>2023-24 Goal</b>	<i>Less than 4%</i>	<i>No more than 17%</i>	<i>83% or more</i>	<i>70% or more</i>

<sup>^</sup> For the 2019-20 and 2020-21 school years, the Nevada Department of Education was granted a waiver by the U.S. Department of Education and was not required to issue star ratings under Nevada School Performance Framework.

<sup>\*</sup> Projected ratings based on Nevada School Performance Framework index scores, as official 2021-22 star ratings were not issued.

In line with the responsibility to ensure strong stewardship of public funds, the State Public Charter School Authority annually evaluates the organizational and financial performance of schools. These evaluations are based on organizational and financial performance frameworks which are grounded in statutory and regulatory requirements and incorporate data from each charter holder’s annual financial audit. The SPCSA has set a goal that 95% of schools will be rated as meeting standards on both the organization and financial performance frameworks. The table below shows the progress the SPCSA has made in achieving goals related to organizational and financial performance of sponsored schools.

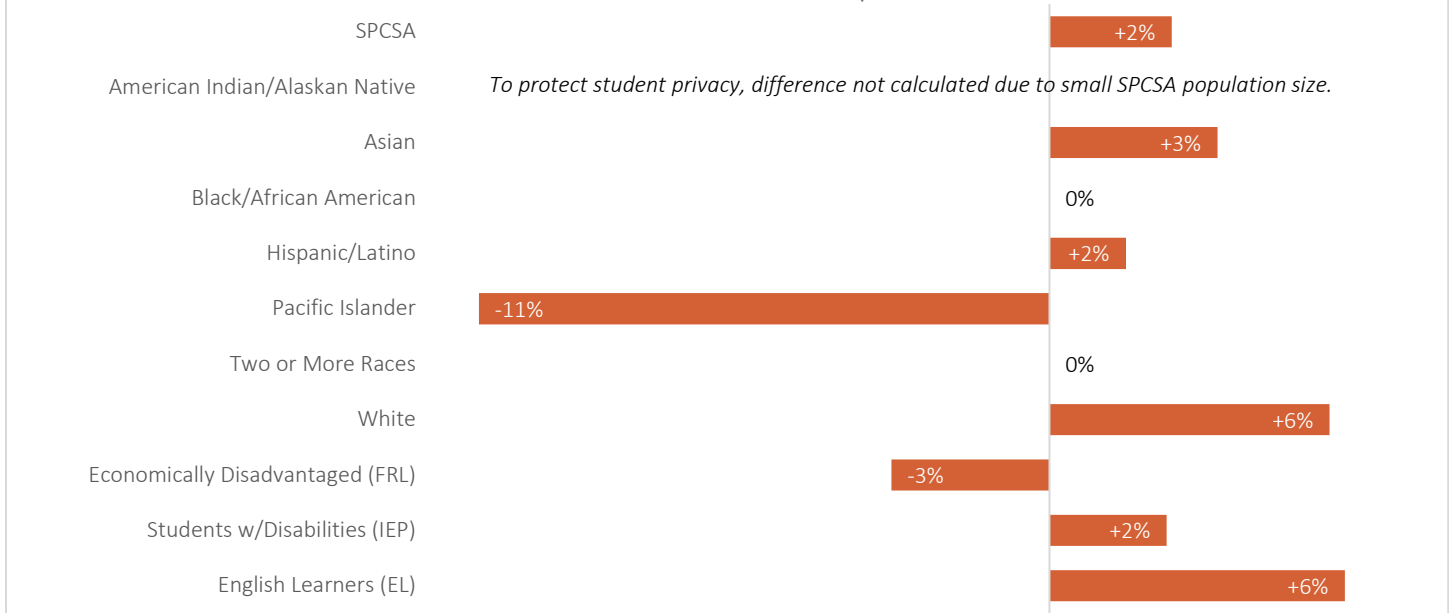
School Year	Percent of schools meeting organizational performance expectations	Percent of schools meeting financial performance expectations
<b>2019-20</b>	100%	91.2%
<b>2020-21</b>	100%	94.7%
<b>2021-22</b>	100%	78%
<b>2022-2023</b>	95%	*
<b>2023-24 Goal</b>	95%	95%

<sup>\*</sup> Financial performance results for the 2022-23 school year are expected to be presented at the SPCSA Board Meeting on March 1, 2024.

**2.2.2 Goal 2: Ensure that every SPCSA student succeeds - including those from historically underserved student groups**  
 Statewide data show that some student groups have historically underperformed relative to their peers on key academic indicators. Those student groups include students qualifying for Free or Reduced-Price Lunch, English Language Learners, and students who receive Special Education services, along with student identifying as Native American, Black or African American, and Hispanic or Latino. While these opportunity gaps exist within SPCSA-sponsored schools, students attending SPCSA-sponsored schools have mostly outperformed their peers on statewide assessments over the last few years. The graphs below show the percentage point differences in proficiency and graduation rate between the SPCSA and corresponding state student groups from the 2022-23 school year.



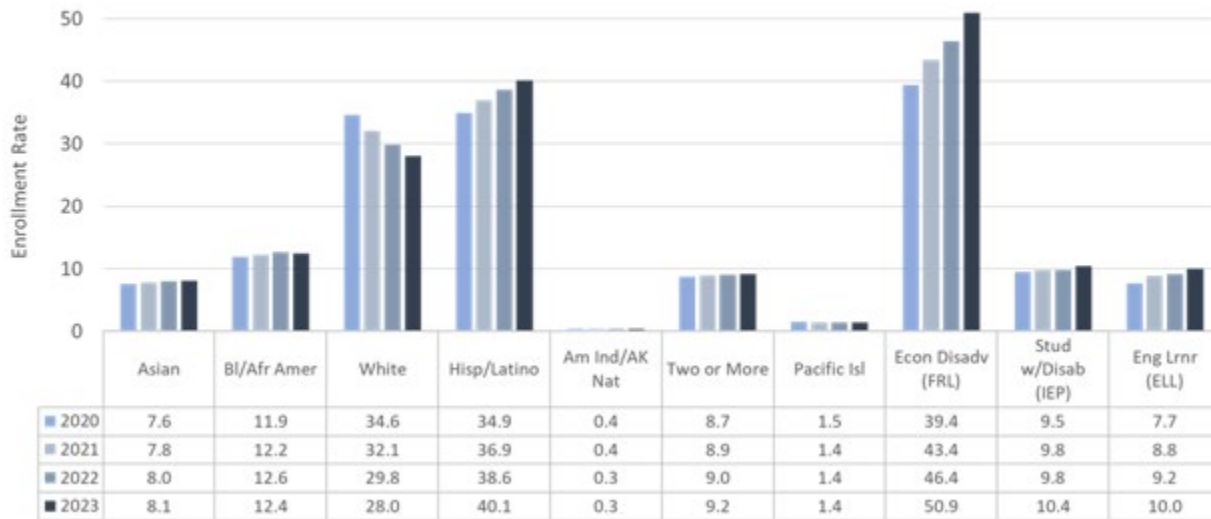
Class of 2023 Graduation Rates Comparison to State



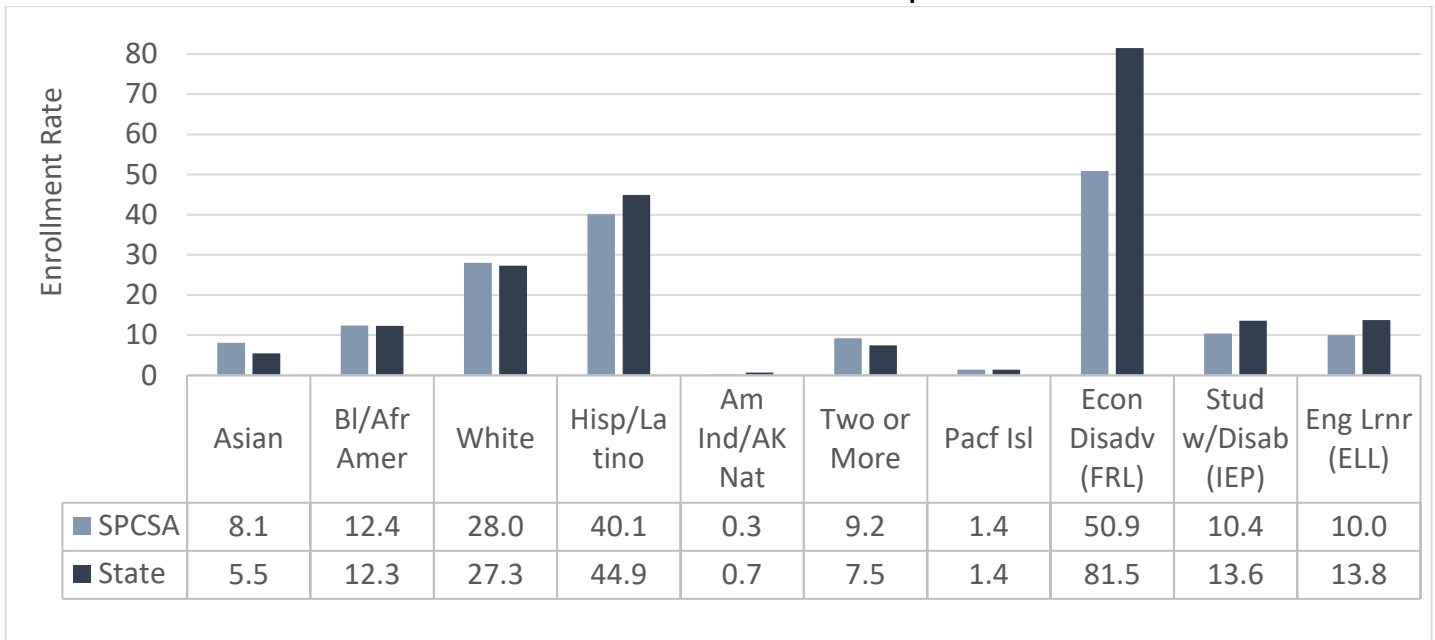
2.2.3 Goal 3: Increase the diversity of students served by SPCSA schools

As shown in the graph below, over the last four years, the SPCSA has increased enrollment in three historically underserved student groups: students eligible for Free or Reduced-Priced Lunch, English Learners, and Students with Disabilities. However, as shown in the subsequent graph, there is still significant work to be done to ensure that SPCSA-sponsored schools are serving a population that is representative of the state.

SPCSA Student Group Enrollment Trends



## 2023 SPCSA vs. State Student Group Enrollment



### 3 SPCSA-SPONSORED PUBLIC CHARTER SCHOOLS [NRS 388A.351(1)(B)]

#### 3.1 SPCSA-SPONSORED PUBLIC CHARTER SCHOOLS SCHEDULED TO OPEN [NRS 388A.351(1)(B)(1)]

The following schools have been approved by the SPCSA to open:

Charter School Campus Name	Opening Year
Vegas Vista Academy	2024-25
Thrive Point Academy of Nevada	2024-25
Rooted School Clark County	2024-25
Do and Be Arts Academy of Excellence	2024-25
Pioneer Technical Arts Academy	2024-25

#### 3.2 CURRENT SPCSA-SPONSORED CHARTER SCHOOLS [NRS 388A.351(1)(B)(2)]

As of the 2023-24 school year, the SPCSA sponsors and oversees 81 charter school campuses that serve approximately 62,000 students. Below is a list of current schools:

Charter School Campus Name	23-24 Grade Levels	23-24 Total Enrollment
Alpine Academy	9 - 12	157
Amplus - Durango	K - 12	1690
Amplus - Rainbow	K - 5	628
Battle Born Academy	K-7	267
Beacon Academy of Nevada - Flamingo	9 - 12	743*
Beacon Academy of Nevada - Sahara	9 - 12	*Combined with Flamingo Campus
CIVICA	K - 8	905



Charter School Campus Name	23-24 Grade Levels	23-24 Total Enrollment
Coral Academy of Science - Cadence	PK-8	1573
Coral Academy of Science - Centennial Hills	K - 8	681
Coral Academy of Science - Eastgate	K - 7	582
Coral Academy of Science - Nellis AFB	PK - 8	895
Coral Academy of Science - Sandy Ridge	8 - 12	867
Coral Academy of Science - Tamarus	K - 4	394
Coral Academy of Science - Windmill	5 - 7	415
Democracy Prep	K - 12	1277
Discovery Charter School - Hillpointe	K - 8	400
Discovery Charter School - Sandhill	K - 5	93
Doral Academy - Cactus	K - 8	999
Doral Academy - Fire Mesa	K - 8	988
Doral Academy - Red Rock	K - 12	2365
Doral Academy - Saddle	K - 8	995
Doral Academy - West Pebble	K - 8	1000
Doral Academy of Northern Nevada	K - 8	996
Eagle Charter School	K-5	170
Elko Institute for Academic Achievement	K - 8	309
Equipo Academy School	6 - 12	855
Explore Academy	6-12	268
Founders Classical Academy of Las Vegas	K - 12	1083
Freedom Classical Academy	K - 8	1064
Futuro Academy	K - 5	456
Honors Academy of Literature	K - 8	217
Imagine School at Mountain View	K - 6	674
Leadership Academy of Nevada	6 - 12	277
Learning Bridge Charter School	K - 8	164
Legacy Traditional School - Cadence	K - 8	1185
Legacy Traditional School - North Valley	K - 8	1349
Legacy Traditional School - Southwest	K - 8	1518
Mater Academy of Nevada - Bonanza	PK - 8	1105
Mater Academy of Nevada - East	PK - 11	2373
Mater Academy of Nevada - Mountain Vista	PK - 8	1103
Mater Academy of Northern Nevada	K - 8	490
Nevada Connections Academy	9 - 12	1052
Nevada Prep	3 - 8	314
Nevada Rise	K - 5	369
Nevada State High School - Downtown	11 - 12	40
Nevada State High School - Henderson	11 - 12	229
Nevada State High School - Henderson/Downtown	11 - 12	118
Nevada State High School - Meadowood	11 - 12	30
Nevada State High School - Northwest	11 - 12	122
Nevada State High School - Southwest	11 - 12	139

Charter School Campus Name	23-24 Grade Levels	23-24 Total Enrollment
Nevada State High School - Summerlin	11 - 12	131
Nevada State High School - Sunrise	11 - 12	51
Nevada State High School North Las Vegas	11 - 12	80
Nevada Virtual Academy	6 - 12	1717
Oasis Academy	K - 12	770
PilotED Cactus Park	K - 5	296
Pinecrest Academy of Nevada - Cadence	K - 12	2299
Pinecrest Academy of Nevada - Horizon	K - 5	901
Pinecrest Academy of Nevada - Inspirada	K - 8	1191
Pinecrest Academy of Nevada - Sloan Canyon	K - 12	2183
Pinecrest Academy of Nevada- Springs	K - 3	186
Pinecrest Academy of Nevada - St. Rose	K - 8	1025
Pinecrest Academy of Northern Nevada	K - 8	997
Pinecrest Academy Virtual	6 - 10	117
Quest Academy - Northwest	K - 8	452
Sage Collegiate	K - 6	241
Signature Preparatory	K - 8	1006
Silver Sands Montessori	K - 8	242
Somerset Academy - Aliante	K - 8	1163
Somerset Academy - Lone Mountain	K - 8	993
Somerset Academy - Losee	K - 12	2393
Somerset Academy - North Las Vegas	K - 5	770
Somerset Academy - Sky Pointe	K - 12	2152
Somerset Academy - Skye Canyon	K - 8	996
Somerset Academy - Stephanie	K - 8	956
Southern Nevada Trades High School	9-10	83
Sports Leadership and Management Academy	K - 12	1843
Strong Start Academy	K - 3	142
TEACH Las Vegas	K - 8	383
Young Women's Leadership Academy of Las Vegas	6 - 10	141

### 3.3 SCHOOLS THAT HAVE TRANSFERRED SPONSORSHIP [NRS 388A.351(1)(B)(3)]

No charter school has transferred sponsorship to the SPCSA since the last submission of this report.

### 3.4 SCHOOLS WHOSE CHARTER CONTRACT HAS BEEN TERMINATED [NRS 388A.351(1)(B)(4)]

No charter school contracts have been terminated since the last submission of this report.

### 3.5 SCHOOLS WHOSE CHARTER CONTRACT HAS NOT BEEN RENEWED [NRS 388A.351(1)(B)(5)]

Three schools have charter contracts that expire at the end of the 2023-24 school year. On December 8, 2023, the SPCSA approved all three charter school renewal applications for terms between four and eight years. No charter contracts under the SPCSA have not been renewed since the last submission of this report.

### 3.6 SCHOOLS THAT HAVE VOLUNTARILY CEASED OPERATION [NRS 388A.351(1)(B)(6)]

On March 3, 2022, Girls Empowerment Middle School (GEMS) was issued a notice of concern on the Financial Performance Framework after failing to meet standards on multiple measures. Many of the financial issues were the direct result of low enrolment, which was less than half of what the school was approved for. On April 14, 2023, the school was issued a notice of breach based on enrollment projections of 70 students for the upcoming 23-24 school year and continued financial concerns. At the April 24, 2023, GEMS board meeting, the school’s board voted to close the school and the end of the 2022-2023 school year. At the May 19, 2023, SPCSA board meeting the authority board voted to accept the closure action taken by the GEMS board. The SPCSA has been working with the appointed representative to close the school. AS of January 3, 2024, a final audit is the only task remaining.

### 3.7 BACKGROUND

In accordance with NRS 388A.270, the SPCSA’s Performance Framework provides for the evaluation of schools based on their ability to operate as sound, independent entities that successfully serve all students. The SPCSA’s performance framework includes three components:

**Academic** – The SPCSA Academic framework is based on the Nevada School Performance Framework (NSPF), which is released annually by the Nevada Department of Education. The SPCSA framework also reviews diversity and geographical comparisons when rating schools.

**Financial** – The near-term fiscal health of schools is assessed through four measures: 1) Current Ratio; 2) Unrestricted Days Cash on Hand; 3) Enrollment Forecast Accuracy; and 4) Debt Default. The longer term, fiscal sustainability of schools is assessed through four different measures: 1) Total Margin; 2) Debt to Asset Ratio; 3) Cash Flow; and 4) Debt Service Coverage Ratio. Schools are evaluated against these measures annually.

**Organizational** – These indicators define the operational and compliance standards to which all charter schools are held accountable in terms of meeting minimum legal and ethical requirements. They include a review of five key categories: 1) Education Program, 2) Financial Management and Oversight, 3) Governance and Reporting, 4) Students and Employees, and 5) School Environment.

Details regarding the SPCSA’s Performance Framework can be found on the SPCSA’s website at the following location: <https://charterschools.nv.gov/ForSchools/Accountability/>.

### 3.8 CURRENT PERFORMANCE OF SPCSA-SPONSORED SCHOOLS [NRS 388A.351(1)(A)]

Overall, the majority of SPCSA-sponsored schools are meeting or exceeding expectations on the SPCAS’s Performance Framework. A summary of results for the 2022-23 School year can be found below:

Framework Component	% of Schools Meeting or Exceeding Expectations <sup>1</sup>	Calculation Details
Academic Performance Framework	75%	Each level (ES, MS, HS) within each charter school campus is rated against the Academic Performance Framework
Financial Performance Framework	*	Each Charter Holder is rated against the Financial Performance Framework
Organizational Performance Framework	95%	Each Charter Holder is rated against the Organizational Performance Framework

<sup>1</sup> Only the Academic Performance Framework allows schools to ‘Exceed Expectations.’

*\*Financial performance results for the 2022-23 school year are expected to be presented at the SPCSA Board Meeting on March 1, 2024.*

Each school's evaluation and rating against the SPCSA's Performance Framework can be found on the SPCAS's website at the following location: [https://charterschools.nv.gov/Performance\\_Reports/Performance\\_Reports/](https://charterschools.nv.gov/Performance_Reports/Performance_Reports/).

## 4 SERVICE CONTRACTS BETWEEN THE SPCSA AND SPCSA-SPONSORED CHARTER SCHOOLS [NRS 388A.351(1)(D)]

---

NRS 388A.381 contemplates sponsored public charter schools entering into contracts with the public charter school's sponsor for support and services not covered by the sponsorship fee paid to the sponsor by the public charter school.

Currently, no SPCSA-sponsored public charter school has entered into such a contract with the SPCSA.

## 5 FEDERAL GRANTS [NRS 388A.351(1)(E)]

---

NRS 388A.351(1)(e) asks each sponsor of public charter schools in Nevada to provide the Department of Education with (1) the amount of federal grants received by each sponsored-public charter school, and (2) and "any concerns regarding the equity of such distributions and any recommendations on how to improve access to and distribution of money from the Federal Government."

Currently, there are no concerns regarding the equity of the distribution of federal grants. Data regarding the amount of federal grants received by each SPCSA-sponsored public charter school can be found in Appendix A.

Federal Grant Allocations		Grant Program								
School (Charter Holder)	AB 495	ARP ESSER	ARP ESSER CTE	ARP ESSER CTE	ARP ESSER Final One-	ARP ESSER Summer	ARP Homeless II	ARP IDEA, Part B	ARP IDEA, Part B,	
				Year 2	Third Allocation	& Afterschool			Sec 619	
100 Academy School of Engineering and Technology	214,000.00				48,192.00					
Alpine Academy		64,346.00			35,698.00			5,807.00		
Amplus Academy	204,568.70	1,247,539.00			500,441.00	171,000.00	4,540.01	33,009.00		
Battle Born Academy	139,063.87				48,192.00			11,520.00		
Beacon Academy of Nevada	311,967.27	401,262.00			163,519.00		24,970.07	35,760.00		
CIVICA Nevada Career and Collegiate Academy	560,372.12	334,489.00			212,736.00		2,270.01	5,196.00		
CLV Strong Start Academy Elementary Schools, Inc.	48,219.77				40,160.00			15,906.00		
Coral Academy of Science Las Vegas	395,986.56	2,155,042.00			1,256,345.00			78,245.00	67,738.33	
Democracy Prep at the Agassi Campus	805,900.00	910,357.00			377,308.00	165,000.36	5,391.26	31,787.00		
Discovery Charter School		249,619.00			102,632.00			7,641.00		
Doral Academy of Nevada		3,311,054.00	36,500.00	92,162.96	1,363,215.00	38,948.00	7,093.77	175,133.00		
Doral Academy of Northern Nevada		498,683.00			206,379.00			30,564.00		
Eagle Charter Schools of Nevada										
Elko Institute for Academic Achievement	59,909.41	105,395.00			52,409.00	46,193.10		86,436.00		
enCompass Academy	58,448.20									
Equipo Academy	665,896.05	660,797.00			273,688.00			13,448.00		
Explore Academy		209,515.00			89,071.00			7,565.00		
Founders Classical Academy of Las Vegas		460,408.00			200,801.00			12,226.00		
Freedom Classical Academy		585,217.00			226,013.00			31,176.00		
Futuro Academy	339,500.00	360,661.00			156,581.00		3,121.26	8,558.00		
Girls Empowerment Middle School		115,095.00			39,460.00			4,126.00		
Honors Academy of Literature		126,474.00			49,085.00			9,781.00		
Imagine School at Mountain View		373,319.00			145,915.00		567.50	31,176.00		
Innovations International Charter School of Nevada	454,114.80									
Leadership Academy of Nevada		180,280.00			64,033.00			5,196.00		
Learning Bridge A Charter School		108,723.00			43,507.00			9,475.00		
Legacy Traditional School	640,517.76	3,027,088.00			1,169,343.00			96,278.00		
Mariposa Language & Learning Academy	125,947.17									
Mater Academy of Nevada	3,120,970.38	2,705,369.00			1,218,438.00	1,217,580.00	35,468.84	91,387.00	54,190.67	
Mater Academy of Northern Nevada	642,000.00	358,173.00			158,884.00		5,958.77	19,867.00		
Nevada Connections Academy	107,880.00	939,161.00			303,795.00		1,418.75	41,262.00		
Nevada Preparatory Charter School	206,760.50	256,103.00			141,005.00			9,322.00		
Nevada Rise Academy	358,500.00	273,605.00			141,463.00		2,270.01	6,113.00		
Nevada State High School	82,500.00	533,629.00			214,857.00					
Nevada State High School at Meadowwood		37,720.00			11,156.00					
Nevada Virtual Charter School	522,233.96	1,588,522.00			574,070.00		6,810.02	74,271.00		
Oasis Academy		384,968.00			159,302.00		2,270.01	24,757.00		
pilotED Schools of Nevada Inc.	80,007.92				78,312.00					
Pinecrest Academy of Nevada		3,583,971.00			1,547,729.00	207,475.40	26,105.07	193,472.00		
Pinecrest Academy of Northern Nevada		379,975.00			193,661.00	195,353.00	3,121.26	25,980.00		
Quest Academy Charter School	340,249.06	402,945.00			156,252.00		4,823.76	16,810.00		
Sage Collegiate Public Charter School	100,092.54				54,439.00			49,000.00		
Sierra Nevada Academy Charter School	155,618.33									
Signature Preparatory	188,344.44	548,424.00			282,898.00			31,176.00		
Silver Sands Montessori Charter School		147,552.00			57,786.00			8,252.00		
Somerset Academy of Las Vegas	2,205,300.00	5,263,073.00	36,500.00		2,140,984.00	38,232.00	10,215.03	340,486.00		
Southern Nevada Trades High School										
Sports Leadership & Management Academy of Nevada	1,084,526.37	1,078,092.00	36,500.00	44,965.34	463,222.00	369,600.00	19,295.05	46,228.00		
TEACH Las Vegas	366,500.00	83,206.00			93,665.00		7,093.77	2,080.00		
The Delta Academy	366,942.00									
Young Women's Leadership Academy of Las Vegas	44,350.01				33,467.00		851.25			
<b>Grand Total</b>	<b>14,997,187.19</b>	<b>34,049,851.00</b>	<b>109,500.00</b>	<b>137,128.30</b>	<b>14,841,916.00</b>	<b>2,449,381.86</b>	<b>173,655.47</b>	<b>1,726,472.00</b>	<b>121,929.00</b>	

Federal Grant Allocations										
School (Charter Holder)	BSCA-Stronger	ESSER I Late	FY23 ESY Special	FY23 EXN Special	FY23 McKinney-	FY23 Special	FY23 Special	FY23 Special	FY23 Special	FY23 Special
	Connections									
100 Academy School of Engineering and Technology										
Alpine Academy		45,567.09	44,876.39					30,397.74		
Amplus Academy		838,417.15		14,395.92	40,865.00			129,557.49		125,357.07
Battle Born Academy				6,674.00		5,000.00		25,002.32		79,276.10
Beacon Academy of Nevada		163,511.40	4,920.24	19,728.80				153,310.37		227,816.93
CIVICA Nevada Career and Collegiate Academy				2,419.00	16,640.00			77,976.82		492,732.17
CLV Strong Start Academy Elementary Schools, Inc.				8,737.92				9,091.75		43,601.85
Coral Academy of Science Las Vegas		1,661,888.52		13,563.53				384,126.59	11,789.00	242,655.48
Democracy Prep at the Agassi Campus		493,104.49						130,842.47		757,747.41
Discovery Charter School		196,812.19						45,458.77		
Doral Academy of Nevada	308,000.00	2,349,701.82		16,187.80	23,793.00			800,914.52		
Doral Academy of Northern Nevada	210,000.00	319,545.08		618.72	57,731.00			132,164.11		
Eagle Charter Schools of Nevada										
Elko Institute for Academic Achievement		91,368.20	40,197.09		33,678.00			35,230.55		36,711.72
enCompass Academy										
Equipo Academy		401,383.48						62,646.47		549,647.63
Explore Academy		53,405.82						60,795.49		84,297.60
Founders Classical Academy of Las Vegas		295,868.84						62,117.13		
Freedom Classical Academy		411,658.31			12,000.00			142,737.24		
Futuro Academy		214,238.19			15,500.00			46,257.44		314,461.87
Girls Empowerment Middle School						425.25		23,789.54		68,045.32
Honors Academy of Literature		83,413.92						48,900.72		
Imagine School at Mountain View		269,550.26		6,720.00	11,500.00			103,088.01		
Innovations International Charter School of Nevada										
Leadership Academy of Nevada		112,038.46		3,000.00		5,000.00		31,719.39		
Learning Bridge A Charter School		71,668.95						31,719.39		
Legacy Traditional School	216,343.00	1,857,540.98		2,870.00				334,375.20		1,038,836.59
Mariposa Language & Learning Academy										
Mater Academy of Nevada	280,000.00	2,201,577.22	89,092.59	26,241.98	66,560.00	9,252.50		486,363.93	44,374.73	2,446,988.99
Mater Academy of Northern Nevada	84,000.00	223,633.36		8,700.00	17,920.00			93,836.52		319,086.31
Nevada Connections Academy		645,524.00				5,425.25		150,013.94		278,502.20
Nevada Preparatory Charter School		117,142.29	50,000.00					43,185.83		186,959.47
Nevada Rise Academy	200,000.00	155,681.40			17,800.00	425.25		33,041.03		307,855.53
Nevada State High School		410,429.77	17,400.00					20,456.45		84,808.10
Nevada State High School at Meadowwood		33,907.29								
Nevada Virtual Charter School		887,852.49		9,100.00				307,942.39		614,092.01
Oasis Academy	181,779.70	261,248.84	56,280.00	8,960.00	61,966.66			95,463.41		
pilotED Schools of Nevada Inc.								11,364.69		75,312.29
Pinecrest Academy of Nevada	252,000.00	2,493,066.07		40,776.92	52,768.00	8,444.50		1,066,564.38		
Pinecrest Academy of Northern Nevada		489,123.82		1,670.40	38,984.00			148,023.80		
Quest Academy Charter School		319,003.82				637.88		54,187.29		313,801.24
Sage Collegiate Public Charter School				588.60				25,116.74		73,093.49
Sierra Nevada Academy Charter School										
Signature Preparatory		329,096.85		11,854.00				151,988.73		333,989.22
Silver Sands Montessori Charter School		101,830.78						39,649.24		
Somerset Academy of Las Vegas		3,737,176.40		26,242.77	73,880.00	6,360.80		1,563,501.44		831,771.89
Southern Nevada Trades High School										
Sports Leadership & Management Academy of Nevada		766,657.48	89,092.58	5,481.00	14,824.00			227,322.27		506,319.12
TEACH Las Vegas						935.55		40,912.89		112,418.71
The Delta Academy										
Young Women's Leadership Academy of Las Vegas								9,251.48		23,475.28
<b>Grand Total</b>	<b>1,732,122.70</b>	<b>23,103,635.03</b>	<b>391,858.89</b>	<b>234,531.36</b>	<b>556,409.66</b>	<b>41,906.98</b>		<b>7,470,405.97</b>	<b>56,163.73</b>	<b>10,569,661.59</b>

Federal Grant Allocations									
School (Charter Holder)	FY23 Title I, Part A,		FY23 Title III English		FY24 EXN Special	FY24 McKinney-	FY24 Special	FY24 Special	FY24 Special
	Section 1003a	FY23 Title II, Part A	Learner	FY23 Title IV, Part A	Education (IDEA, Part B)	Vento	Education (IDEA, Part B)	Education EC (IDEA, Part B, Sec 619)	FY24 Title I, Part A
100 Academy School of Engineering and Technology		8,753.70					29,604.94		
Alpine Academy									
Amplus Academy	74,086.07	180,639.57		22,159.61	24,202.00		178,916.78		95,220.27
Battle Born Academy		23,915.26	12,462.60	5,505.49		5,000.00	28,317.76		65,669.15
Beacon Academy of Nevada	382,156.00	85,872.32	15,295.01	16,287.09			149,311.85		181,745.46
CIVICA Nevada Career and Collegiate Academy		149,860.50	49,472.75	35,189.29	7,808.00		75,943.09		419,735.34
CLV Strong Start Academy Elementary Schools, Inc.		13,169.02	3,210.06	3,028.03	12,079.00		10,297.37		36,118.03
Coral Academy of Science Las Vegas		397,408.40			13,412.00		435,063.83	17,787.00	197,737.12
Democracy Prep at the Agassi Campus		224,106.89		52,623.36	20,833.00		167,332.24		688,431.63
Discovery Charter School		25,342.95					79,804.61		18,302.24
Doral Academy of Nevada		402,687.59			54,379.00		799,333.25		
Doral Academy of Northern Nevada		28,627.43			27,046.00		142,875.99		
Eagle Charter Schools of Nevada							18,020.40		49,799.11
Elko Institute for Academic Achievement		18,249.45			28,920.00		45,050.99		31,375.26
enCompass Academy									
Equipo Academy		119,505.03	33,930.80	32,945.04			63,071.38		436,699.87
Explore Academy		33,430.95					59,209.87		67,250.08
Founders Classical Academy of Las Vegas		55,218.64					82,378.95		
Freedom Classical Academy		90,837.06	21,337.49	31,564.84			133,865.79		228,565.14
Futuro Academy		93,003.38	41,730.84	21,838.46	29,332.00		38,615.13		252,826.24
Girls Empowerment Middle School		20,124.68	4,154.21	4,725.55					
Honors Academy of Literature		9,222.95					43,763.82		
Imagine School at Mountain View		54,279.71	15,106.18		3,414.00		90,101.98		139,182.12
Innovations International Charter School of Nevada									
Leadership Academy of Nevada		18,445.23				5,000.00	33,466.45		
Learning Bridge A Charter School		6,800.12					23,169.08		
Legacy Traditional School		443,396.72					285,751.98		765,228.06
Mariposa Language & Learning Academy									
Mater Academy of Nevada	257,025.00	723,707.01	270,400.69	169,936.28	79,184.00	9,252.50	504,571.07	45,738.00	2,220,711.89
Mater Academy of Northern Nevada	165,837.50	188,742.18	34,744.22	22,159.61	19,332.00		97,825.00		267,601.80
Nevada Connections Academy	103,200.00	113,560.30		51,109.34		5,425.25	162,183.56		204,729.67
Nevada Preparatory Charter School		55,294.03	15,672.67	12,983.79			48,912.50		154,869.76
Nevada Rise Academy		91,049.53	15,483.83	21,379.67		425.25	29,604.94		255,015.22
Nevada State High School		80,305.96					20,594.74		54,055.44
Nevada State High School at Meadowwood		2,208.03							
Nevada Virtual Charter School		242,007.71		39,823.08			353,972.05		525,657.26
Oasis Academy		49,649.45			34,929.00		104,260.86		
pilotED Schools of Nevada Inc.		22,273.92	4,343.02	5,230.23			12,871.71		62,385.70
Pinecrest Academy of Nevada		957,393.18			43,702.00	8,444.50	1,047,757.27		42,988.97
Pinecrest Academy of Northern Nevada		39,294.95			26,987.00		146,737.51		
Quest Academy Charter School		92,808.00		21,792.58		637.88	39,902.30		247,353.81
Sage Collegiate Public Charter School		28,096.67	3,965.37		16,334.00		24,456.25		58,311.78
Sierra Nevada Academy Charter School									
Signature Preparatory		129,053.35			29,423.00		149,311.85		232,821.47
Silver Sands Montessori Charter School		22,294.11					36,040.79		
Somerset Academy of Las Vegas		705,738.78		128,645.06	19,018.00	6,360.80	1,533,020.78		637,173.21
Southern Nevada Trades High School							20,594.74		21,707.30
Sports Leadership & Management Academy of Nevada	289,525.00	198,650.92	31,534.16	25,784.07	9,666.00		235,552.31		982,848.34
TEACH Las Vegas		42,360.04	10,385.50	4,817.31		935.55	46,338.16		86,829.21
The Delta Academy									
Young Women's Leadership Academy of Las Vegas		8,948.72	1,321.80				9,010.20		18,727.87
<b>Grand Total</b>	<b>1,271,829.57</b>	<b>6,296,334.39</b>	<b>584,551.20</b>	<b>729,527.78</b>	<b>500,000.00</b>	<b>41,481.73</b>	<b>7,636,786.12</b>	<b>63,525.00</b>	<b>9,747,673.82</b>



Federal Grant Allocations							
School (Charter Holder)	FY24 Title I, Part A,		FY24 Title III English Learner		FY24 Title III Immigrant		Project AWARE Year
	Section 1003a	FY24 Title II, Part A			FY24 Title IV, Part A	3	Grand Total
100 Academy School of Engineering and Technology							214,000.00
Alpine Academy		7,055.74					272,106.60
Amplus Academy	137,338.84	144,024.62			3,943.67	26,472.93	4,196,694.70
Battle Born Academy		19,102.13	11,683.54			5,357.09	491,741.31
Beacon Academy of Nevada	163,766.52	68,614.86	14,338.89			24,642.59	12,580.00
CIVICA Nevada Career and Collegiate Academy		119,603.29	46,380.13			34,240.70	2,643,064.21
CLV Strong Start Academy Elementary Schools, Inc.		10,519.17	3,009.40			2,946.40	260,093.77
Coral Academy of Science Las Vegas		319,458.86		10,422.54			7,658,669.76
Democracy Prep at the Agassi Campus		196,168.10	22,658.99			56,160.11	5,105,752.31
Discovery Charter School		25,188.91					750,801.67
Doral Academy of Nevada		327,381.65					10,106,485.36
Doral Academy of Northern Nevada		23,907.05					1,678,141.38
Eagle Charter Schools of Nevada		19,105.28	6,549.87				93,474.66
Elko Institute for Academic Achievement		15,213.16					726,336.93
enCompass Academy							58,448.20
Equipo Academy		124,437.32	33,634.44			35,624.62	3,507,355.13
Explore Academy		26,765.38					691,306.19
Founders Classical Academy of Las Vegas		53,123.21					1,222,141.77
Freedom Classical Academy		92,133.87				31,562.16	2,038,667.90
Futuro Academy		72,042.66	36,643.84			20,624.78	2,065,536.09
Girls Empowerment Middle School							279,945.55
Honors Academy of Literature		6,145.79					376,787.20
Imagine School at Mountain View		56,707.64	13,807.82				1,314,435.22
Innovations International Charter School of Nevada							454,114.80
Leadership Academy of Nevada		10,664.63					468,843.16
Learning Bridge A Charter School		4,394.87					299,457.41
Legacy Traditional School		328,992.23			3,098.59		10,209,660.11
Mariposa Language & Learning Academy							125,947.17
Mater Academy of Nevada		632,790.28	279,165.87	9,859.15	181,158.77		19,477,356.34
Mater Academy of Northern Nevada	287,856.10	76,252.94	32,926.35		21,830.12		3,147,166.78
Nevada Connections Academy	163,766.52	83,433.91					3,360,390.69
Nevada Preparatory Charter School		44,130.03	14,692.94		12,633.79		1,369,667.60
Nevada Rise Academy		72,666.40	14,515.92		20,803.35		2,017,698.33
Nevada State High School		64,509.89					1,583,546.35
Nevada State High School at Meadowwood		1,250.64					86,241.96
Nevada Virtual Charter School		211,410.64			36,383.54		5,994,148.15
Oasis Academy		45,603.15					1,471,438.08
pilotED Schools of Nevada Inc.		17,776.76	4,071.54		5,089.23		379,039.01
Pinecrest Academy of Nevada		398,810.38		5,070.42	32,812.15		12,009,351.21
Pinecrest Academy of Northern Nevada		35,170.61					1,724,082.35
Quest Academy Charter School		70,483.29			20,178.35		2,101,866.26
Sage Collegiate Public Charter School		22,467.61	3,717.49				459,679.54
Sierra Nevada Academy Charter School						61,160.00	155,618.33
Signature Preparatory		92,296.61					2,571,837.52
Silver Sands Montessori Charter School		15,960.19					429,365.11
Somerset Academy of Las Vegas		587,977.80		5,070.42	72,008.15	24,325.00	19,993,061.33
Southern Nevada Trades High School		8,472.43	1,770.23				52,544.70
Sports Leadership & Management Academy of Nevada		280,061.94	35,404.68	2,535.21	80,177.71		6,923,865.55
TEACH Las Vegas		33,889.74	9,736.29				942,103.72
The Delta Academy							366,942.00
Young Women's Leadership Academy of Las Vegas		7,153.52	1,239.16				157,796.29
<b>Grand Total</b>	<b>752,727.98</b>	<b>4,873,319.18</b>	<b>585,947.39</b>	<b>40,000.00</b>	<b>720,706.54</b>	<b>98,065.00</b>	<b>146,706,192.43</b>