



SPCSA

Class of 2021-22


4-Year Graduation Rates



December 16, 2022

ATTACHMENT






Glossary of Acronyms


ACGR	Adjusted Cohort G raduation R ate
CTE	Career and Technical E ducation
ELL	English L anguage L earners
FERPA	Family E ducational R ights and P rivacy A ct (federal law protecting student privacy)
FRL	Free and R educed-Price L unch for economically disadvantaged students
IEP	Individualized E ducation P rograms for students with disabilities
LEA	Local E ducational A gency (School District)
NSPF	N evada S chool P erformance F ramework (annual school star ratings)
SPCSA	State P ublic C harter S chool A uthority

2021-22 4-Year Graduation Rates by Population by School




Entity	Overall	Asian	Bl/Afr Amer	White	Hispanic /Latino	Amer Ind/AK Native	Two or More	Pacific Islander	Econ Disadv (FRL)	Stud w/Disab (IEP)	Eng Lrnr (ELL)	CTE	Migrant	Homeless	Foster
STATE	81.7	93.1	68.4	86	80.6	69.1	81.5	84.2	81.5	65.9	72.5	92.3	*	61.7	46.8
SPCSA	86.0	91.1	75.0	90.9	84.4	80.9	82.4	89.4	80.9	83.3	86.6	>95.0	*	58.6	*
Alpine	97.0	N/A	N/A	>95.0	91.6	*	*	N/A	91.6	>95.0	N/A	*	N/A	*	N/A
Amplus Durango	97.6	>95.0	90.9	>95.0	>95.0	N/A	*	*	94.4	*	83.3	*	N/A	N/A	N/A
Beacon	17.8	16.6	13.0	29.4	16.1	N/A	19.0	*	18.3	40.0	20.0	*	N/A	17.2	*
CASLV Sandy Ridge	100.0	>95.0	>95.0	>95.0	>95.0	N/A	>95.0	*	>95.0	*	*	*	N/A	*	N/A
Democracy Prep	86.3	N/A	76.9	N/A	*	N/A	N/A	N/A	86.3	*	*	N/A	N/A	N/A	N/A
Doral Red Rock	99.1	*	*	>95.0	>95.0	N/A	*	*	>95.0	>95.0	*	*	N/A	*	N/A
Equipo	100.0	*	*	*	>95.0	N/A	N/A	*	>95.0	>95.0	>95.0	N/A	N/A	*	N/A
Founders	100.0	N/A	*	>95.0	>95.0	N/A	*	N/A	*	*	*	*	N/A	*	N/A
Leadership	96.4	*	*	>95.0	*	N/A	*	N/A	*	*	N/A	N/A	N/A	N/A	N/A
NSHS Downtown	100.0	*	*	*	>95.0	N/A	*	*	>95.0	*	>95.0	>95.0	N/A	*	N/A
NSHS Dtwm Hndsn	97.7	*	N/A	>95.0	*	N/A	*	N/A	>95.0	N/A	*	>95.0	N/A	N/A	*
NSHS Henderson	98.3	>95.0	*	>95.0	>95.0	N/A	*	*	>95.0	*	*	>95.0	*	*	N/A
NSHS Meadowood	100.0	*	N/A	>95.0	*	*	*	*	*	*	*	*	N/A	N/A	N/A
NSHS Northwest	98.3	*	*	>95.0	>95.0	*	*	*	>95.0	*	*	>95.0	N/A	*	N/A
NSHS Southwest	98.7	*	>95.0	94.4	>95.0	N/A	*	*	>95.0	*	>95.0	>95.0	N/A	N/A	N/A

2021-22 4-Year Graduation Rates by Population by School



Entity	Overall	Asian	Bl/Afr Amer	White	Hispanic /Latino	Amer Ind/AK Native	Two or More	Pacific Islander	Econ Disadv (FRL)	Stud w/Disab (IEP)	Eng Lrnr (ELL)	CTE	Migrant	Homeless	Foster
STATE	81.7	93.1	68.4	86	80.6	69.1	81.5	84.2	81.5	65.9	72.5	92.3	*	61.7	46.8
SPCSA	86.0	91.1	75.0	90.9	84.4	80.9	82.4	89.4	80.9	83.3	86.6	>95.0	*	58.6	*
NSHS Summerlin	97.9	*	>95.0	>95.0	>95.0	N/A	*	N/A	>95.0	*	>95.0	>95.0	N/A	*	N/A
NSHS Sunrise	97.4	N/A	*	*	>95.0	*	*	*	>95.0	*	>95.0	>95.0	N/A	*	N/A
NV Connections	80.6	*	84.6	81.9	78.6	*	80.0	*	76.8	83.3	*	>95.0	*	*	*
NV Virtual	86.0	88.2	88.6	85.2	87.9	*	*	*	85.0	87.8	84.2	91.4	N/A	92.8	*
Oasis	100.0	*	*	>95.0	*	*	*	N/A	>95.0	*	*	>95.0	N/A	*	N/A
Pinecrest Cadence	97.5	*	*	>95.0	>95.0	*	*	*	>95.0	>95.0	*	92.3	N/A	*	N/A
SLAM	98.1	*	*	>95.0	>95.0	N/A	*	*	>95.0	>95.0	>95.0	>95.0	N/A	*	N/A
Somerset Losee	97.4	*	>95.0	>95.0	>95.0	N/A	*	N/A	>95.0	>95.0	>95.0	*	N/A	*	N/A
Somerset Sky Pt	98.0	*	>95.0	>95.0	>95.0	*	87.5	*	94.0	>95.0	*	>95.0	N/A	*	N/A

2021-22 4-Year Graduation Rates by Population by School



Entity	Overall	Asian	Bl/Afr Amer	White	Hispanic /Latino	Amer Ind/AK Native	Two or More	Pacific Islander	Econ Disadv (FRL)	Stud w/Disab (IEP)	Eng Lrnr (ELL)	CTE	Migrant	Homeless	Foster
STATE	81.7	93.1	68.4	86	80.6	69.1	81.5	84.2	81.5	65.9	72.5	92.3	*	61.7	46.8
SPCSA	86.0	91.1	75.0	90.9	84.4	80.9	82.4	89.4	80.9	83.3	86.6	>95.0	*	58.6	*
NSHS Summerlin	97.9	*	>95.0	>95.0	>95.0	N/A	*	N/A	>95.0	*	>95.0	>95.0	N/A	*	N/A
NSHS Sunrise	97.4	N/A	*	*	>95.0	*	*	*	>95.0	*	>95.0	>95.0	N/A	*	N/A
NV Connections	80.6	*	84.6	81.9	78.6	*	80.0	*	76.8	83.3	*	>95.0	*	*	*
NV Virtual	86.0	88.2	88.6	85.2	87.9	*	*	*	85.0	87.8	84.2	91.4	N/A	92.8	*
Oasis	100.0	*	*	>95.0	*	*	*	N/A	>95.0	*	*	>95.0	N/A	*	N/A
Pinecrest Cadence	97.5	*	*	>95.0	>95.0	*	*	*	>95.0	>95.0	*	92.3	N/A	*	N/A
SLAM	98.1	*	*	>95.0	>95.0	N/A	*	*	>95.0	>95.0	>95.0	>95.0	N/A	*	N/A
Somerset Losee	97.4	*	>95.0	>95.0	>95.0	N/A	*	N/A	>95.0	>95.0	>95.0	*	N/A	*	N/A
Somerset Sky Pt	98.0	*	>95.0	>95.0	>95.0	*	87.5	*	94.0	>95.0	*	>95.0	N/A	*	N/A