



2021-22 School Year Results for SPCSA Schools



Nevada School Performance Framework (NSPF) SPCSA Academic Performance Framework



November 18, 2022



Fall Data Presentations



OCTOBER

- Overview of NSPF data for SPCSA schools ([link](#))
- Preview of SPCSA Academic Performance Framework ([link](#))

NOVEMBER

- School-level NSPF and SPCSA Academic Performance Framework results
- Recommended action related to academic performance
- 2022-23 validation day enrollment data

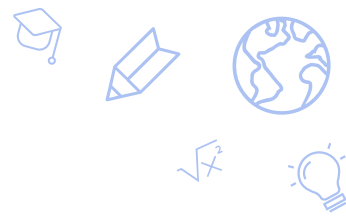
DECEMBER

- 4-year graduation rates for SPCSA schools

QUICK REFERENCE

- The Nevada School Performance Framework (NSPF) is a school rating system required by federal law of all states. In Nevada, the Nevada Department of Education (NDE) annually calculates star ratings for all public schools, which are published in mid-September.
- An Academic Performance Framework is required by Nevada state law in all charter school contracts. The SPCSA's Academic Performance Framework results are calculated annually by SPCSA staff and are based on the NSPF AND charter school-specific measures. This Framework, usually published in November, provides additional information relevant to authorizing decisions.

OUTLINE



- a. Recap of 2021-22 School Year NSPF Index Scores as issued by the Nevada Department of Education
- b. 2021-22 SPCSA Academic Performance Framework Ratings
 - Refresher of SPCSA Academic Performance Framework
 - 2021-22 SPCSA Academic Performance Framework Results
 - Overall Ratings
 - Indicator and Measure Performance
 - Schools Earning Bonus Points for Increased Enrollment in FRL/IEP/ELL Populations
- c. Recommended Action: Removal of prior Notices for academic performance
- d. Recommended Action: Require additional oversight and monitoring for the 2022-23 school year

Item a: Recap of 2021-22 School Year NSPF Index Scores as issued by the Nevada Department of Education



Refresher: SPCSA NSPF Results (from Oct. 7, 2022 meeting)



- NSPF Scores
 - Almost 80% of SPCSA schools had a 50+ NSPF score (3-star NSPF rating threshold).
 - This outperformed the state, where ~50% of schools met that threshold, as well as all Nevada districts except one small district.
- Math/ELA Proficiency
 - Proficiency rates increased year over year for elementary and middle schools but decreased for high schools.
 - Student group proficiency rates followed a similar trend.
 - SPCSA student groups generally outperformed their respective state student groups.
- Math/ELA Growth
 - SPCSA median growth decreased year over year.
 - The percent of SPCSA students meeting their growth targets increased year over year.
- Although the SPCSA outperformed the state in many areas, there are still many students who are not meeting grade-level proficiency expectations.

Refresher: SPCSA NSPF Adjusted Index Scores Trend



SCORE \geq 50 (3-star and higher)

SCORE $<$ 50 (2-star and lower)

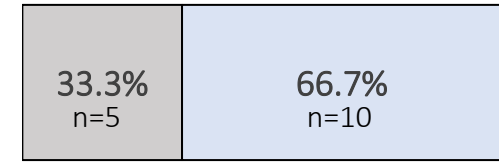

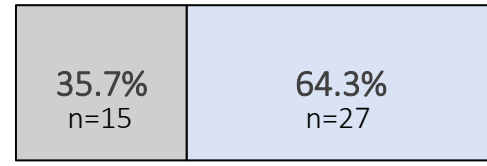
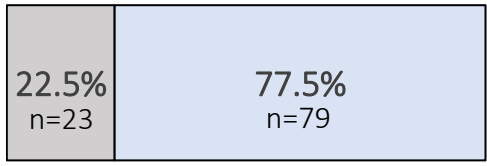
ALL SCHOOLS

ELEMENTARY (K-5)

MIDDLE (6-8)

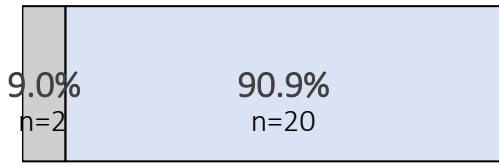
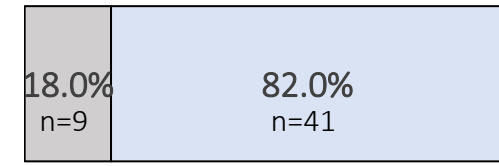

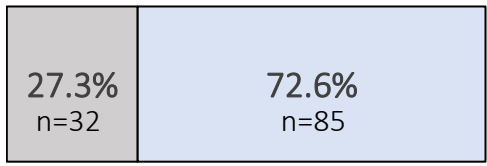
HIGH (9-12)

18-19 SY
(OFFICIAL)





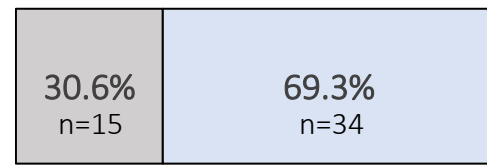

18-19 SY
(OFFICIAL)

20-21 SY
(UNOFFICIAL)



20-21 SY
(UNOFFICIAL)

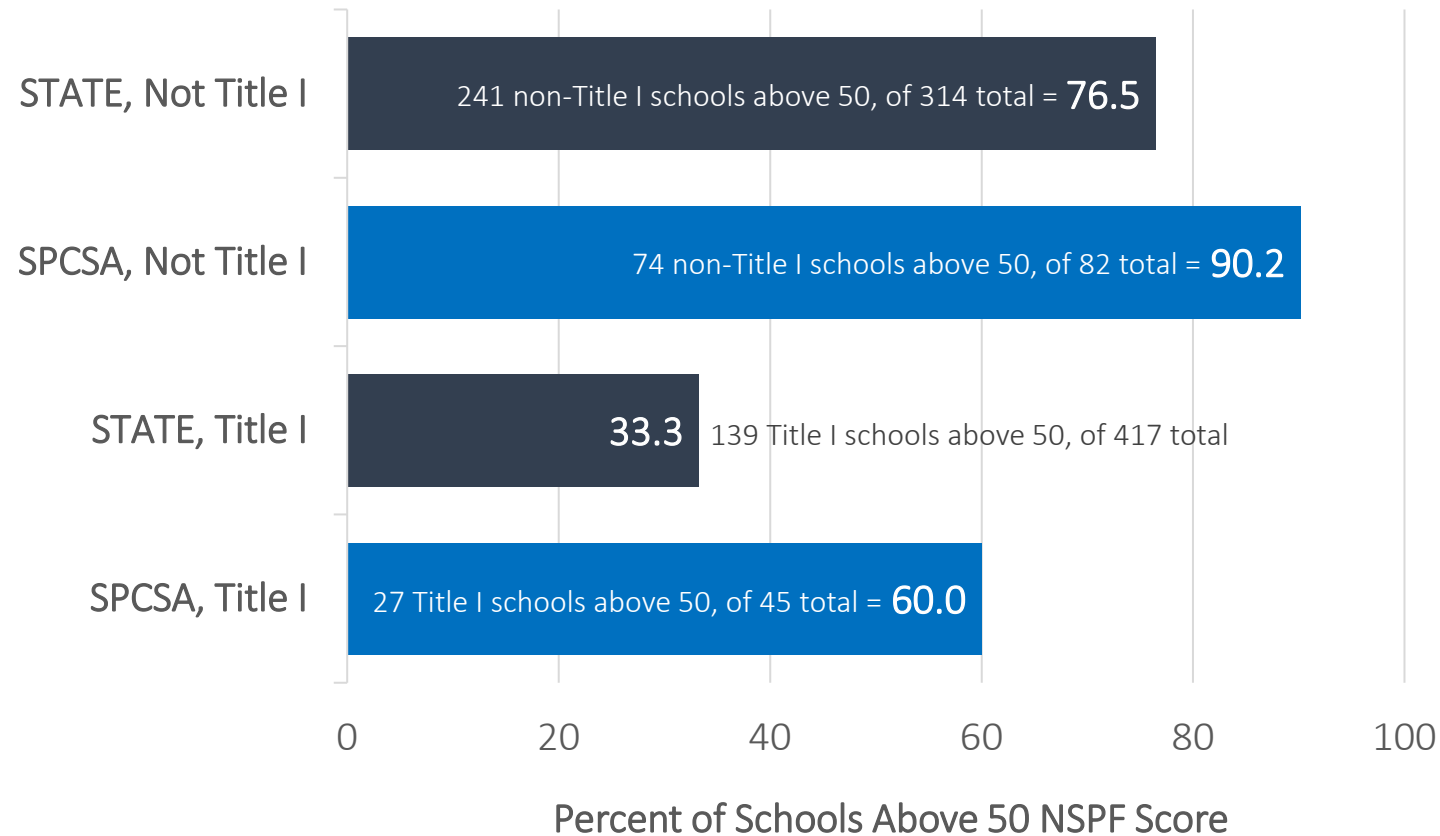
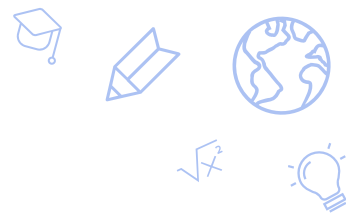
21-22 SY
(OFFICIAL)



21-22 SY
(OFFICIAL)


All school levels that met requirements to receive an NSPF rating (rules found [here](#)) are included. For the 20-21 school year, NSPF scores were not calculated by the NDE; calculations were performed by the SPCSA. One “school” may contain multiple levels; e.g. Equipo has a middle (Gr6-8) and high school (Gr9-12).

SPCSA Title I Schools NSPF Adjusted Index Scores

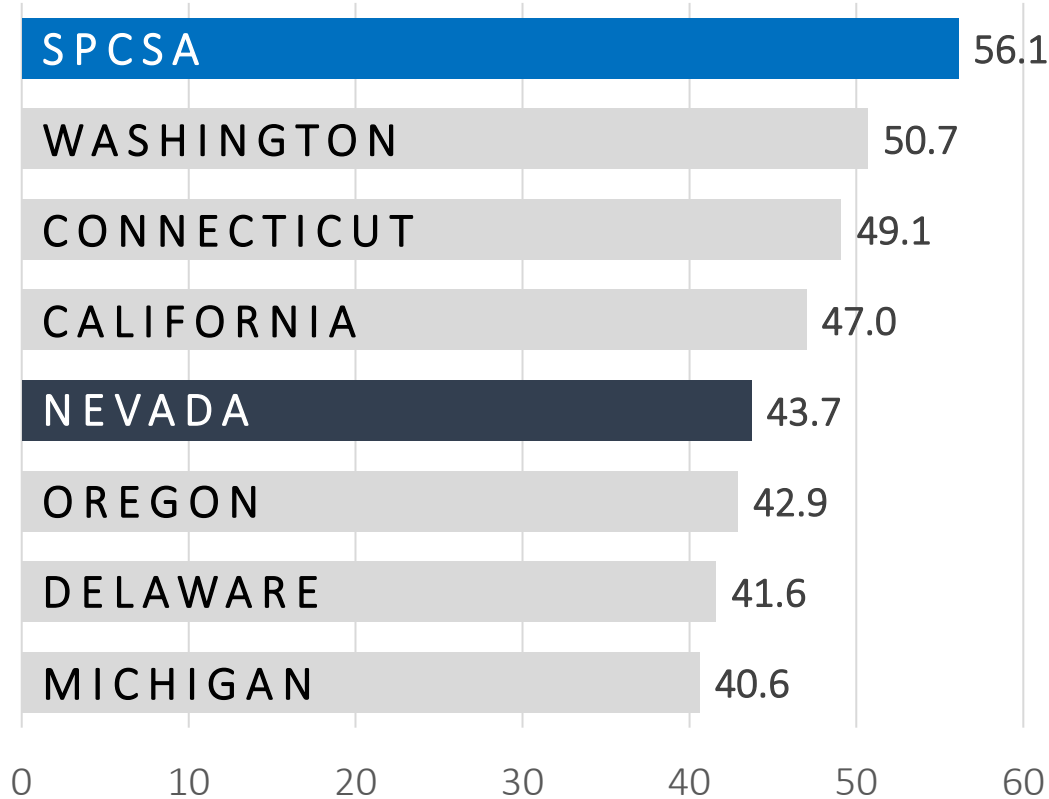


All school levels that met requirements to receive an NSPF rating (rules found [here](#)) are included. SPCSA schools are included in the state totals. One “school” may contain multiple levels; e.g. Equipo has a middle (Gr6-8) and high school (Gr9-12).

SPCSA vs. Nation: Smarter Balanced Proficiency

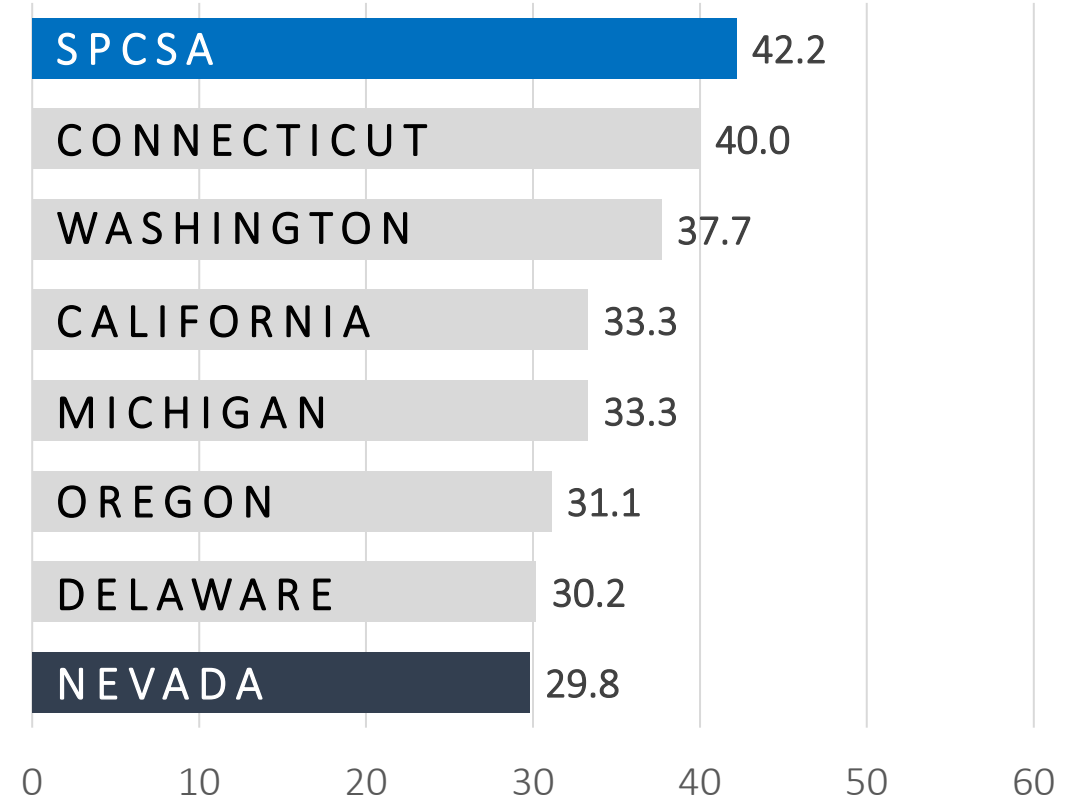


ELA Proficiency



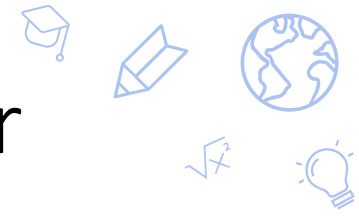
Note SPCSA high of 60.0% in 2018-19.

Math Proficiency

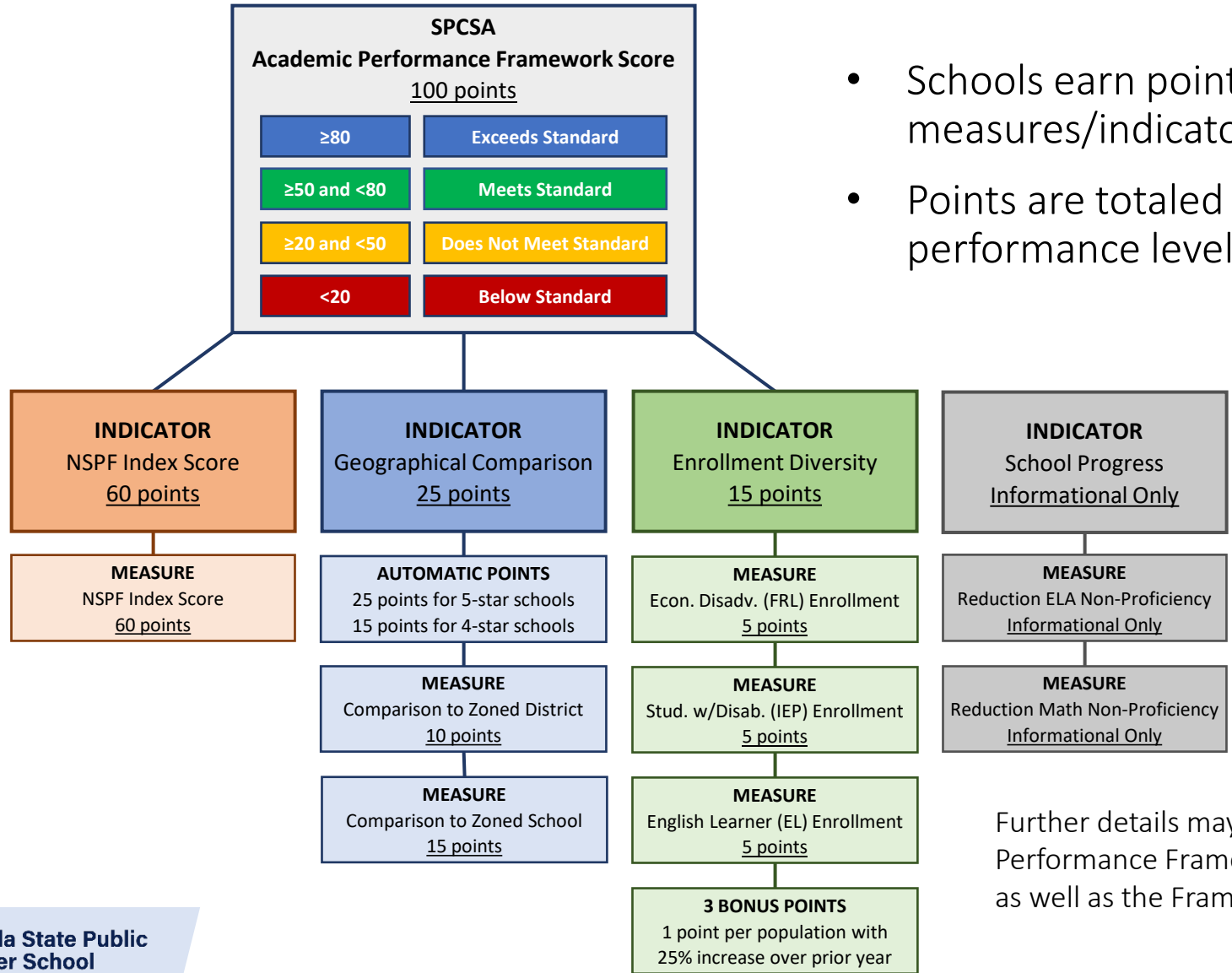


Note SPCSA high of 48.4% in 2018-19.

SPCSA Academic Performance Framework Refresher



- Schools earn points based on performance in measures/indicators.
- Points are totaled and tied to one of four performance levels (ratings).

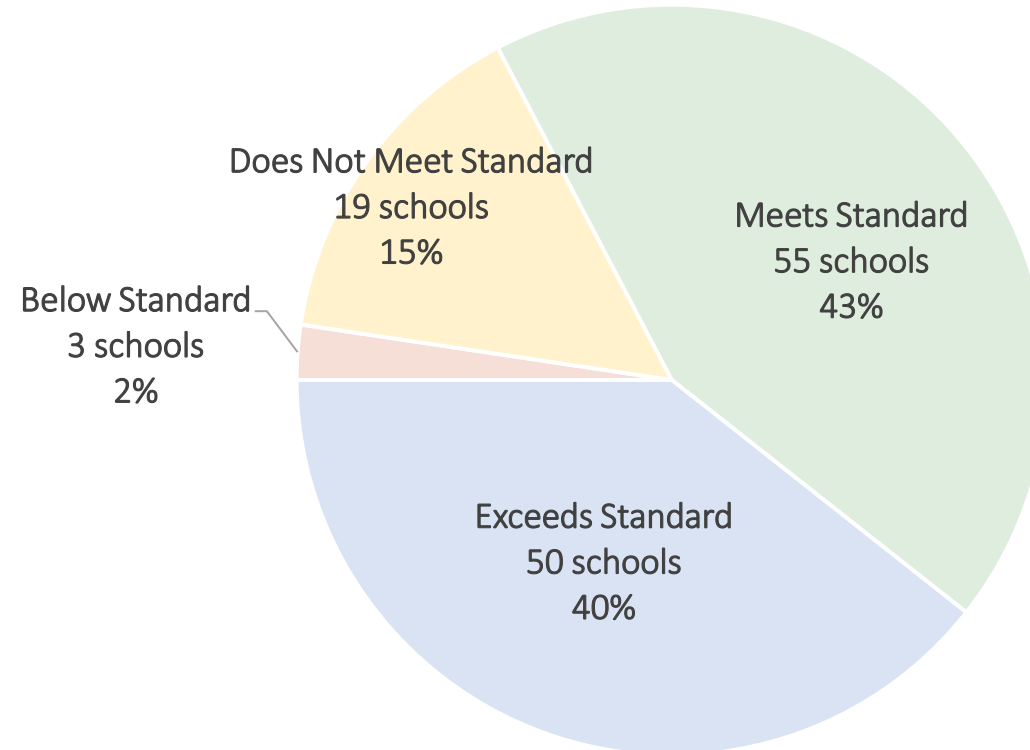


Further details may be found in the SPCSA's Academic Performance Framework training [presentation](#) and [recording](#), as well as the Framework [Technical Guide](#).

2021-22 SPCSA Academic Performance Framework Ratings



SPCSA Academic Performance Framework Score/Rating <u>100 points possible</u>	
SCORE	RATING
≥80	Exceeds Standard
≥50 and <80	Meets Standard
≥20 and <50	Does Not Meet Standard
<20	Below Standard



Data labels show rating category, number of schools in that category, and percent of schools in that category.

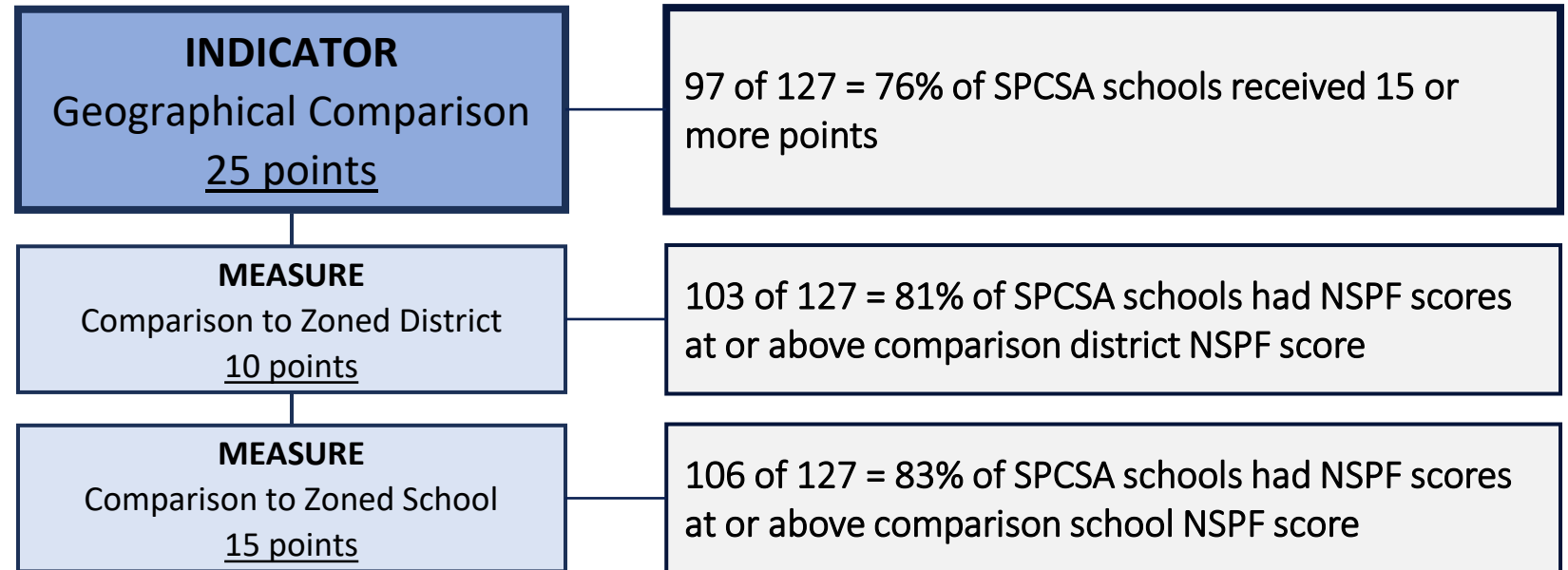
2021-22 SPCSA Academic Performance Framework Ratings



Comparison of charter school NSPF performance to that of zoned district and school.

Provides information on charter school performance in context of local schools.

Aligned with SPCSA Strategic Plan goals to provide families with access to high-quality schools and ensure every SPCSA student succeeds – including those from historically underserved student groups.



Zoned school is local district school zoned for the charter school physical address. The data shown above exclude schools that did not receive a rating. The requirements to receive an SPCSA Academic Performance Framework score and rating are found [here](#). One “school” may contain multiple levels; e.g. Equipo has a middle (Gr6-8) and high school (Gr9-12).

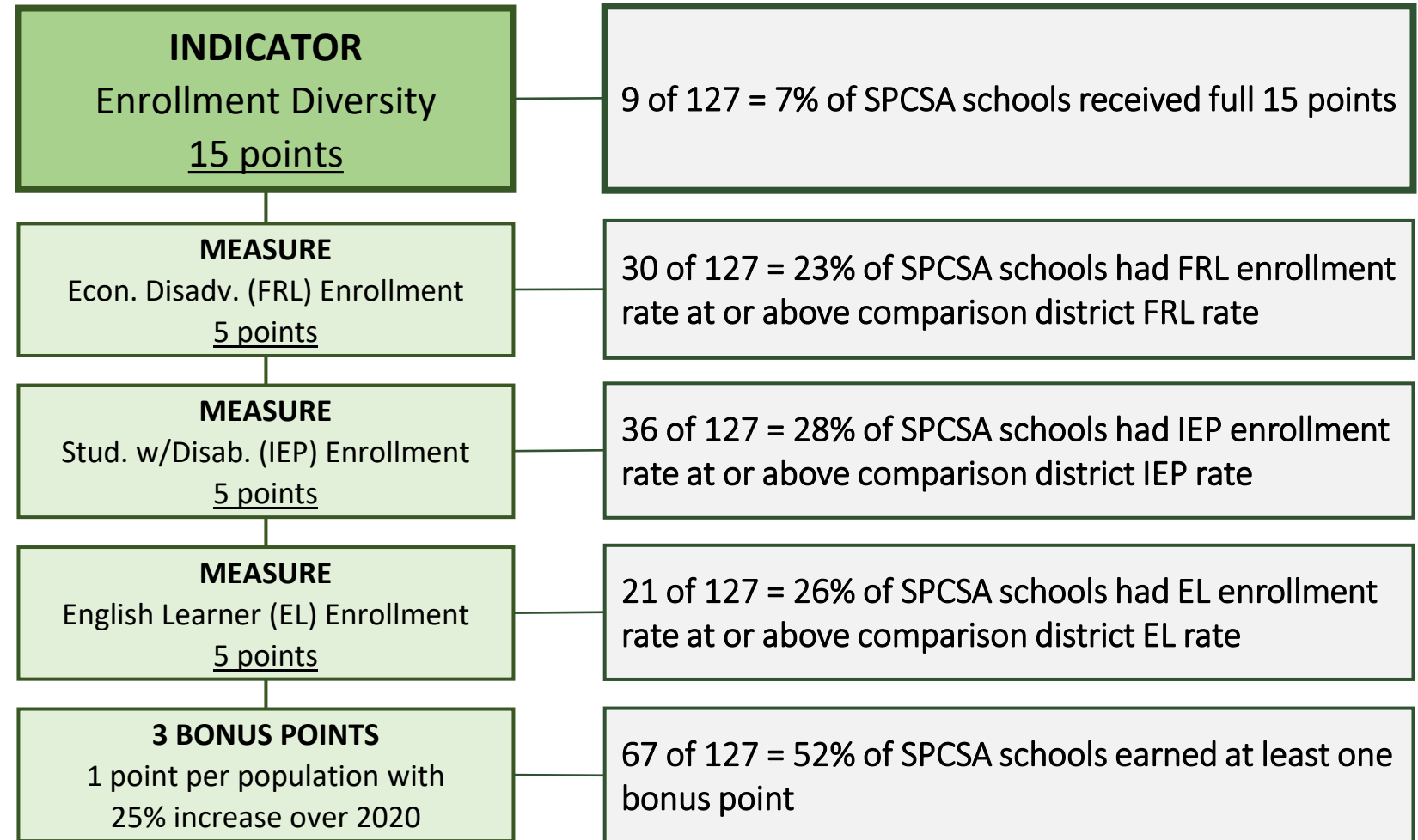
2021-22 SPCSA Academic Performance Framework Ratings



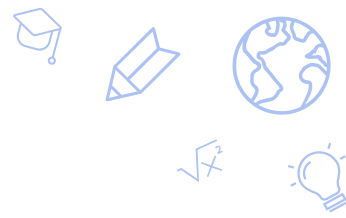
Comparison of FRL, IEP, and ELL enrollment rates between SPCSA school and zoned district.

Aligned with SPCSA Strategic Plan goal to increase diversity of students served by SPCSA schools.

Incentivizes schools to serve a population representative of Nevada.



Takeaways: 2021-22 SPCSA Academic Performance



- NSPF

- Almost 80% of SPCSA schools had a 50+ NSPF score (3-star NSPF rating threshold), which outperformed the state (~50% of schools met threshold) and all Nevada districts except one small district.
- Proficiency rates increased year over year for elementary and middle but decreased for high schools. Student group proficiency rates followed a similar trend, but SPCSA student groups generally outperformed their respective state student groups.
- SPCSA median growth decreased year over year but the percent of SPCSA students meeting their growth targets increased year over year.
- SPCSA Title I schools did not perform as well as non-Title I SPCSA schools.
- SPCSA outperformed a sampling of states in regard to Math and ELA proficiency.

- SPCSA Academic Performance Framework

- 83% of SPCSA schools received a Met or Exceeds Standard rating.
- Over 80% of SPCSA schools had an NSPF score that outperformed their local comparison district.
- Over 80% of SPCSA schools had an NSPF score that outperformed their local comparison school.
- Only about a quarter of SPCSA schools had an enrollment rate at or above their local comparison district in the FRL, IEP, and ELL comparison measures.
 - However, over half of SPCSA schools received at least one bonus point for increasing their FRL, IEP, or ELL enrollment rate by at least 25% from 2020 to 2021.

Recommendation to Adopt Academic Performance Ratings



- **Recommended action:** Accept the 2021 – 2022 school year SPCSA Academic Performance Framework results as presented.

Items c and d: Recommended Action Related to Academic Performance






Academic Performance Oversight

The State Public Charter School Authority is hereby created. The purpose of the State Public Charter School Authority is to:

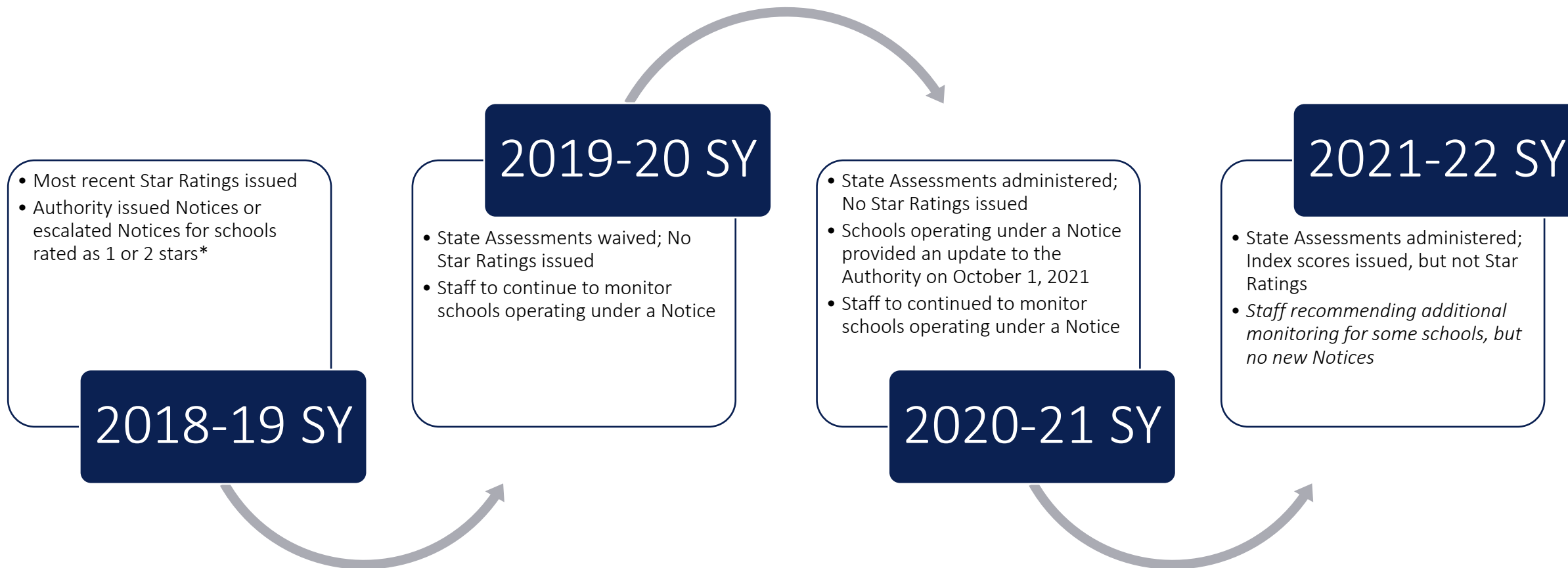
(a) Authorize charter schools of high-quality throughout this State with the goal of expanding the opportunities for pupils in this State, including, without limitation, pupils who are at risk.

(b) Provide oversight to the charter schools that it sponsors to ensure that those charter schools maintain high educational and operational standards, preserve autonomy and safeguard the interests of pupils and the community.

(c) Serve as a model of the best practices in sponsoring charter schools and foster a climate in this State in which all high-quality charter schools, regardless of sponsor, can flourish.



Historical Context




*Academic Notices of Concern or Breach issued in 2018-19 are still in effect.

Recommended Action Related to Academic Performance



- ***Item c: Lift current academic notices of concern or breach*** for schools that
 - Scored at or above a 50 index score for the 2021-22 school year on the NSPF and met or exceeded standards for the 2021-22 school year on the SPCSA's Academic Framework.
- ***No Action*** for schools that
 - Are approved by the Nevada Department of Education to be rated on the Alternative Performance Framework.
 - Received an NSPF index score for the 2021-22 school year that would have equated to a 2-star NSPF rating (if ratings had been calculated) and did not meet standards on the SPCSA's Academic Performance Framework, so long as they were not under a prior notice of concern or breach.
- ***Item d: Require additional academic monitoring and oversight*** of schools that
 - Are currently operating under a notice of concern or breach based on academic performance during the 2018-19 school year and which received an NSPF index score less than 50 points during the 2021-22 school year; and/or
 - Received an NSPF index score for the 2021-22 school year that would have equated to a 1-star NSPF rating (if ratings had been calculated).

Item c: Recommendation to Lift Notices of Concern or Breach




The following schools

- Scored at or above a 50 index score for the 2021-22 school year on the NSPF and met or exceeded standards for the 2021-22 school year on the SPCSA's Academic Framework.

School Name	2018-19 NSPF Index Score	2018-19 NSPF Star Rating	2021-22 NSPF Index Score	2021-22 NSPF Star Rating	2021-22 SPCSA Academic Framework Score	2021-22 SPCSA Academic Framework Rating	Notes
Somerset NLV ES	43.5	2	50.5	Not Calculated	58.3	MEETS STANDARD	Current Notice of Breach
Somerset Losee ES	35.5	2	51.0	Not Calculated	58.6	MEETS STANDARD	Current Notice of Concern
Somerset Losee MS	35.5	2	52.0	Not Calculated	60.2	MEETS STANDARD	Current Notice of Concern
Quest Academy ES	42.0	2	57.5	Not Calculated	52.5	MEETS STANDARD	Current Notice of Concern
Somerset Aliante ES	49.0	2	63.0	Not Calculated	57.8	MEETS STANDARD	Current Notice of Concern
NV Connections Acad HS	13.8	1	70.0	Not Calculated	68.0	MEETS STANDARD	Current Notice of Breach
Amplus Durango ES	46.0	2	76.5	Not Calculated	77.9	MEETS STANDARD	Current Notice of Concern
Elko Institute ES	31.1	2	78.3	Not Calculated	84.9	EXCEEDS STANDARD	Current Notice of Concern

Recommended action: Lift notices of concern or breach for schools with a 2021-22 NSPF index score at or above 50 and a 2021-22 SPCSA Academic Framework rating of Meets or Exceeds Standard, including: Amplus Durango ES, Elko Institute for Academic Achievement ES, Nevada Connections Academy HS, Quest Academy ES, Somerset Aliante ES, Somerset Losee ES, Somerset Losee MS, and Somerset North Las Vegas ES.



No Action Recommended

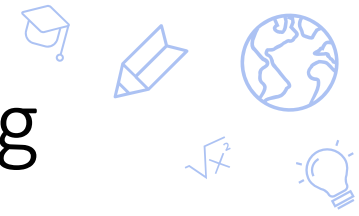
The following schools

- Are approved by the Nevada Department of Education to be rated on the Alternative Performance Framework; and/or
- Received an NSPF index score for the 2021-22 school year that would have equated to a 2-star NSPF rating (if ratings had been calculated) and did not meet standards on the SPCSA’s Academic Performance Framework, but were not under a prior notice of concern or breach.

School Name	2018-19 NSPF Index Score	2018-19 NSPF Star Rating	2021-22 NSPF Index Score	2021-22 NSPF Star Rating	2021-22 SPCSA Academic Framework Score	2021-22 SPCSA Academic Framework Rating
Beacon Acad HS*	10.5	1	3.7	Not Calculated	17.2	BELOW STANDARD
Signature Prep ES	Not in Operation	Not in Operation	37.5	Not Calculated	38.5	DOES NOT MEET STANDARD
Honors Acad ES	50.0	3	38.8	Not Calculated	30.2	DOES NOT MEET STANDARD
Nevada Virtual Acad MS	61.5	3	42.0	Not Calculated	37.2	DOES NOT MEET STANDARD
Honors Acad MS	81.1	5	45.0	Not Calculated	39.0	DOES NOT MEET STANDARD
DP Agassi HS	26.1	Not Rated	45.2	Not Calculated	39.1	DOES NOT MEET STANDARD
Somerset Stephanie ES	89.0	5	48.0	Not Calculated	39.8	DOES NOT MEET STANDARD
Somerset Losee HS	29.4	2	49.0	Not Calculated	47.4	DOES NOT MEET STANDARD

Asterisk () indicates the school is rated on the Nevada Alternative Performance Framework due to a unique population served. Note, Beacon Academy will be presenting additional data and results from the 2022-23 school year at the Authority’s December 16, 2022 meeting.*

d. Recommendation to Conduct Additional Monitoring

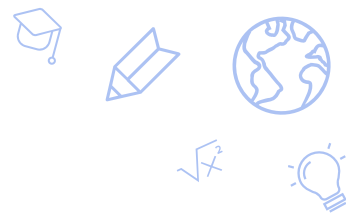


The following schools

- Are currently operating under a notice of concern or breach based on academic performance during the 2018-19 school year and received an NSPF index score less than 50 points during the 2021-22 school year; and/or
- Received an NSPF index score for the 2021-22 school year that would have equated to a 1-star NSPF rating (if ratings had been calculated).

School Name	2018-19 NSPF Index Score	2018-19 N.OPF Star Rating	2021-22 NSPF Index Score	2021-22 NSPF Star Rating	2021-22 SPCSA Academic Framework Score	2021-22 SPCSA Academic Framework Rating	Current Notices
Nevada Prep ES	40.0	2	12.2	Not Calculated	19.3	BELOW STANDARD	Notice of Concern
Learning Bridge ES	74.4	4	16.1	Not Calculated	19.6	BELOW STANDARD	
Explore Academy MS	Not in Operation	Not in Operation	18.8	Not Calculated	31.2	DOES NOT MEET STANDARD	
Futuro Academy ES	22.5	Not Rated	20.0	Not Calculated	25.0	DOES NOT MEET STANDARD	
Nevada Rise ES	0	Not Rated	20.0	Not Calculated	22.0	DOES NOT MEET STANDARD	
Legacy Cadence ES	48.0	2	23.5	Not Calculated	22.1	DOES NOT MEET STANDARD	Notice of Concern
CIVICA ES	Not in Operation	Not in Operation	26.5	Not Calculated	27.9	DOES NOT MEET STANDARD	
Mater ELV ES	Not in Operation	Not in Operation	26.5	Not Calculated	30.9	DOES NOT MEET STANDARD	
Legacy N. Valley ES	46.5	2	34.5	Not Calculated	29.7	DOES NOT MEET STANDARD	Notice of Breach
Freedom Classical ES	41.0	2	35.0	Not Calculated	35.0	DOES NOT MEET STANDARD	Notice of Breach
Discovery Sandhill ES	27.7	2	37.0	Not Calculated	33.2	DOES NOT MEET STANDARD	Notice of Concern
Coral Academy Nellis ES	48.3	2	43.8	Not Calculated	37.2	DOES NOT MEET STANDARD	Notice of Concern
Democracy Prep Agassi ES	41.0	2	46.5	Not Calculated	53.9	MEETS STANDARD	Notice of Concern

Recommendation to Conduct Additional Monitoring



Additional Monitoring and Oversight includes:

- Conduct a close review of the school's School Performance Plan (SPP), which would be required to include at least one goal related to improving the NSPF index score to achieve a 50 or better,
- Review the winter and spring Status Checks of the SPP, and
- Conduct a site evaluation during the 2022-23 school year, regardless of the year of the charter contract (*some of these have already occurred*).

Recommended action: Delegate staff to conduct additional academic monitoring and oversight during the 2022-23 school year through the School Performance Planning Process and site evaluations for the following schools: CIVICA ES, Coral Academy Nellis ES, Democracy Prep Agassi ES, Discovery Sandhill ES, Explore Academy MS, Freedom Classical Academy ES, Futuro Academy ES, Learning Bridge ES, Legacy Cadence ES, Legacy North Valley ES, Mater East Las Vegas ES, Nevada Prep ES, and Nevada Rise ES.

Thank you!

charterschools.nv.gov



Appendix



2021-22 SPCSA Academic Performance Framework Ratings



Bonus Points Earned in the Enrollment Diversity Indicator: (≥ 25% Percent Change from 2020 to 2021)

FRL

School	2020 %FRL	2021 %FRL	% Change
Learning Bridge MS	1.5	4.5	200.0
CASLV Nellis AFB ES	15.0	29.4	96.0
CASLV Sandy Ridge MS	18.9	33.6	77.7
CASLV Tamarus ES	17.3	30.3	75.1
CASLV Sandy Ridge HS	15.2	26.2	72.3
CASLV Windmill MS	16.0	27.4	71.2
Learning Bridge ES	6.8	10.8	58.8
CASLV Eastgate MS	27.3	43.0	57.5
CASLV Eastgate ES	23.6	37.0	56.7
CASLV Centennial MS	18.6	29.0	55.9
Signature Prep ES	41.1	63.8	55.2
CASLV Windmill ES	20.2	31.3	54.9
Amplus Rainbow ES	27.1	41.6	53.5
Signature Prep MS	44.9	66.5	48.1
Amplus Durango MS	23.5	34.6	47.2
CASLV Nellis AFB MS	13.7	20.1	46.7
EIAA MS	30.0	41.5	38.3
Doral Cactus ES	13.7	18.8	37.2
Imagine Mtn View ES	26.8	36.7	36.9
EIAA ES	30.7	41.9	36.4

School	2020 %FRL	2021 %FRL	% Change
Leadership Acad MS	22.1	29.5	33.4
Amplus Durango ES	23.5	31.3	33.1
Doral Red Rock HS	19.8	26.2	32.3
Legacy N. Valley MS	40.2	52.6	30.8
Somerset Skye Canyon MS	13.2	17.2	30.3
NSHS Henderson HS	18.1	23.2	28.1
Amplus Durango HS	22.4	28.5	27.2
PAN Inspirada MS	10.0	12.7	27.0
Doral Red Rock ES	19.2	24.4	27.0
Freedom Classical Acad MS	29.8	37.8	26.8
Doral Fire Mesa ES	30.9	39.0	26.2

The data shown above exclude schools that did not receive a rating. The requirements to receive an SPCSA Academic Performance Framework score and rating are found [here](#). One “school” may contain multiple levels; e.g. Equipo has a middle (Gr6-8) and high school (Gr9-12).

2021-22 SPCSA Academic Performance Framework Ratings



Bonus Points Earned in the Enrollment Diversity Indicator: ($\geq 25\%$ Percent Change from 2020 to 2021)

IEP

School	2020 %IEP	2021 %IEP	% Change
Leadership Acad MS	4.1	8.8	114.6
Founders Acad MS	1.5	3.1	106.6
CASLV Eastgate MS	6.5	12.1	86.1
Equipo Acad MS	4.0	7.3	82.5
NSHS Dtwm Henderson HS	1.0	1.8	80.0
CASLV Windmill ES	4.8	8.2	70.8
NSHS Northwest HS	1.0	1.6	60.0
GALS MS	11.4	17.4	52.6
Discovery Sandhill ES	5.4	7.9	46.2
Explore Acad MS	12.0	17.0	41.6
Honors Acad MS	11.9	16.8	41.1
Discovery Hillpointe ES	6.1	8.5	39.3
EIAA MS	16.6	23.0	38.5
Mater Mtn Vista Acad ES	8.5	11.3	32.9
Silver Sands ES	10.3	13.2	28.1
Mater ELV ES	7.5	9.6	28.0
DP Agassi MS	8.9	11.3	26.9
Equipo Acad HS	6.4	8.1	26.5

ELL

School	2020 %ELL	2021 %ELL	% Change
NSHS Henderson HS	0.3	1.9	533.3
Discovery Sandhill ES	2.7	10.8	300.0
CASLV Nellis AFB MS	0.5	1.9	280.0
Leadership Acad MS	0.5	1.8	260.0
Nevada Virtual Acad MS	1.1	3.9	254.5
Discovery Hillpointe ES	0.8	2.5	212.5
Doral Fire Mesa MS	1.6	4.5	181.2
NSHS Downtown HS	5.3	14.8	179.2
Oasis Acad ES	2.0	5.4	170.0
Amplus Rainbow ES	7.2	17.9	148.6
NSHS Southwest HS	2.9	6.6	127.5
Doral Red Rock MS	0.9	2.0	122.2
Doral North NV MS	0.3	0.6	100.0
Doral North NV ES	0.3	0.6	100.0
Leadership Acad HS	1.2	2.3	91.6
NSHS Summerlin HS	2.1	3.9	85.7
Quest Northwest MS	3.2	5.7	78.1
Discovery Hillpointe MS	2.7	4.7	74.0
Doral Red Rock ES	3.2	5.5	71.8
Amplus Durango HS	2.9	4.9	68.9

School	2020 %ELL	2021 %ELL	% Change
Somerset Stephanie ES	2.5	4.1	64.0
Somerset Skye Canyon ES	1.9	3.0	57.8
Amplus Durango MS	3.4	5.3	55.8
CASLV Windmill MS	3.4	5.3	55.8
Doral Cactus ES	2.7	4.1	51.8
Doral Fire Mesa ES	2.7	3.8	40.7
Honors Acad MS	3.5	4.8	37.1
Somerset Sky Pointe MS	1.1	1.5	36.3
Doral Red Rock HS	2.3	3.1	34.7
Somerset NLV MS	6.7	8.8	31.3
PAN Horizon ES	1.4	1.8	28.5
PAN Cadence MS	1.4	1.8	28.5
PAN Inspirada ES	0.7	0.9	28.5
Pinecrest North NV ES	2.9	3.7	27.5
Somerset Sky Pointe ES	1.6	2.0	25.0