



Nevada State Public Charter School Authority

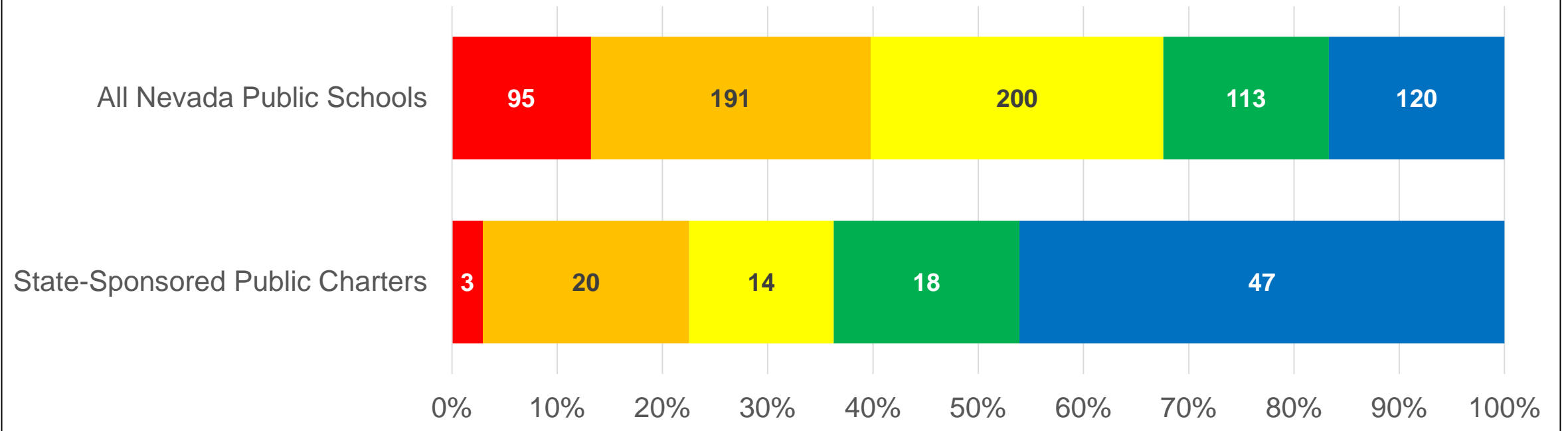
Shining Star Schools

November 1, 2019

Overall School Performance

2018-19 Star Ratings

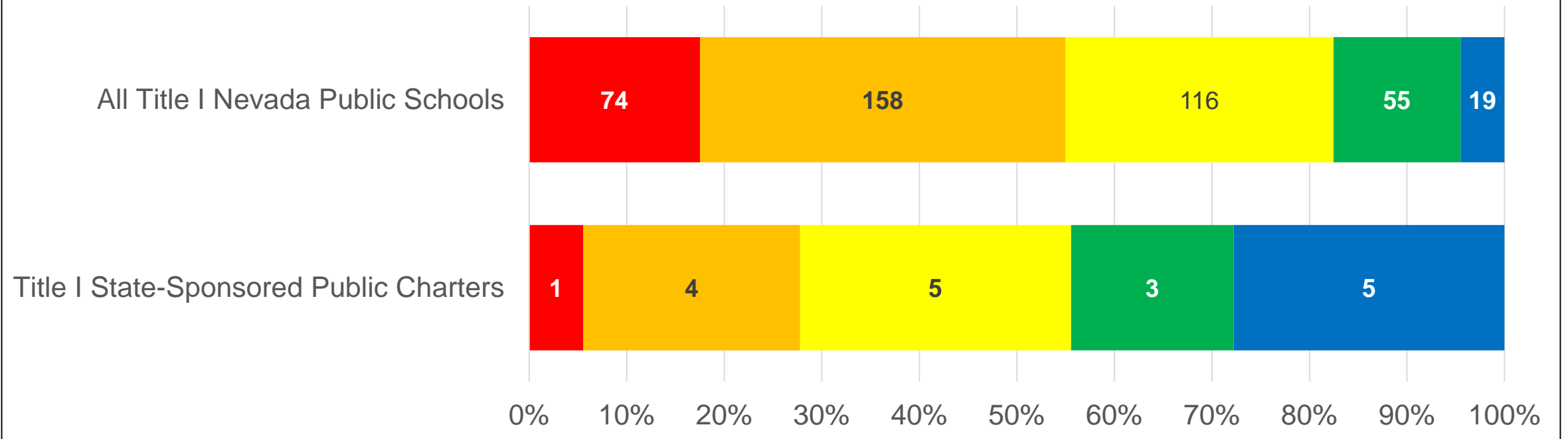
■ 1-Star ■ 2-Star ■ 3-Star ■ 4-Star ■ 5-Star



Title I School Performance

2018-19 Title I Star Ratings

■ 1-Star ■ 2-Star ■ 3-Star ■ 4-Star ■ 5-Star



High Performing Title I Schools

The following Title I schools were designated as 4 or 5-Stars for the 2018-19 school year, demonstrating that they have exceeded state standards:

- Mater Academy Bonanza Middle School
- Mater Academy Mountain Vista Elementary School
- Mater Academy Mountain Vista Middle School
- Mater Academy Northern Nevada Middle School
- Equipo Academy Middle School
- Equipo Academy High School
- Democracy Prep at Agassi Middle School
- Nevada Prep Middle School

Shining-Stars Schools

high-poverty, high-performing schools. These schools have significantly outperformed the State in serving ALL kids.

District	School	Percent of Students Receiving Free or Reduced-Price Lunch	2019 Star Rating	2019 Index Score <i>Out of 100</i>	2019 Math Proficiency Rate	2019 ELA Proficiency Rate	2019 4-Year Grad Rate
State Public Charter School Authority	Mater North NV MS	92.8	5	85.6	33.3	45.8	N/A
State Public Charter School Authority	Equipo ACAD MS	100.0	5	83.0	30.9	47.8	N/A
State Public Charter School Authority	Equipo ACAD HS	100.0	4	77.9	12.2	42.1	94.8
State Public Charter School Authority	Mater MT Vista ACAD ES	100.0	4	80.5	51.9	46.0	N/A
State Public Charter School Authority	Mater MT Vista ACAD MS	100.0	5	91.5	33.3	54.5	N/A
State Public Charter School Authority	Mater Bonanza ACAD MS	83.2	4	78.4	24.5	41.3	N/A
State Public Charter School Authority	NSHS Downtown HS	71.2	5	88.0	19.0	57.1	100
Achievement School District	DP Agassi MS	100.0	5	82.5	42.7	53.3	N/A
Achievement School District	NV Prep MS	89.1	5	89.7	42.8	48.5	N/A

School Level: Middle School
 Grade: PK-08
 Levels:
 District: State Public Charter School Authority
 School: 3445 Mountain Vista Street
 Address: Las Vegas, NV 89121



91.5
Total Index Score

School Type: Zoom SPCSA
 School Designation: No Designation
 95% Assessment Participation: Met



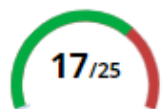
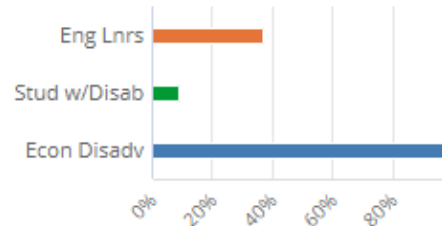
Student Race/Ethnicity

6.7% White
 5.9% BI/Afr Am
 83.2% Hisp/Latino
 0.2% Asian
 0.2% Am Ind/AK Nat
 0.2% Pac Isl
 3.2% Two or More

School Performance History

School Year	Index Score/ Star Rating
2017-2018	79.5 ★★★★★
2016-2017	N/A N/A

Alternative Student Groups



Academic Achievement Indicator

Measure	School Rate	District Rate
Pooled Proficiency	43.2	50.2
Math Proficiency	33.2	42.6
ELA Proficiency	54.5	59.6
Science Proficiency	39.6	44.7



Student Growth Indicator

Measure	School Median	District Median
Math MGP	77	58
ELA MGP	80	56
	School Rate	District Rate
Met Math AGP Target	43.7	44.3
Met ELA AGP Target	59.8	61.3



English Language Proficiency Indicator

Measure	School Rate	District Rate
Met EL AGP Target	49	38.3



Closing Opportunity Gaps Indicator

Measure	School Rate	District Rate
Prior Non-Proficient Met	29.3	21.8
Math AGP Target		
Prior Non-Proficient Met	42.6	32.7
ELA AGP Target		



Student Engagement Indicator

Measure	School Rate	District Rate
Chronic Absenteeism	2.1	7.9
Academic Learning Plans	100	99.5
8 th Grade Credit Requirements	100	92.7
Climate Survey Participation	97.2	N/A

** Reduction in Chronic Absenteeism (CA): Received 1 points in Student Engagement for reducing CA rate by 10% or more over prior year.

Climate Survey Participation is not a point-earning measure.

Mater Academy Mountain Vista

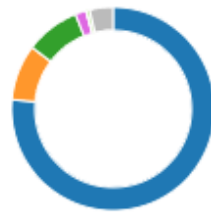
School Year 2018-2019 Nevada School Rating

School Level: Elementary School
 Grade: PK-08
 Levels:
 District: State Public Charter School Authority
 School Address: 3445 Mountain Vista Street Las Vegas, NV 89121



80.5
Total Index Score

School Type: Zoom SPCSA
 School Designation: No Designation
 95% Assessment Participation: Met



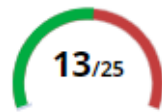
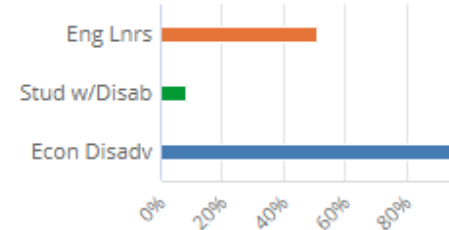
Student Race/Ethnicity

8.8% White
 8.6% BI/Afr Am
 76% Hisp/Latino
 1.7% Asian
 0.1% Am Ind/AK Nat
 0.5% Pac Isl
 3.7% Two or More

School Performance History

School Year	Index Score/Star Rating
2017-2018	56 ★★★★★
2016-2017	N/A N/A

Alternative Student Groups



Academic Achievement Indicator

Measure	School Rate	District Rate
Pooled Proficiency	46.7	54
Math Proficiency	51.8	54.5
ELA Proficiency	46	60.1
Science Proficiency	34.5	34.7
Read-by-Grade-3 Proficiency	45.5	56.7



Growth Indicator

Measure	School Median	District Median
Math MGP	82	55
ELA MGP	60	52
	School Rate	District Rate
Met Math AGP Target	64.5	49.7
Met ELA AGP Target	58.7	59.7



English Language Proficiency Indicator

Measure	School Rate	District Rate
Met EL AGP Target	62.8	56.7



Closing Opportunity Gaps Indicator

Measure	School Rate	District Rate
Prior Non-Proficient Met	48	27.8
Math AGP Target		
Prior Non-Proficient Met	41.1	39.2
ELA AGP Target		



Student Engagement Indicator

Measure	School Rate	District Rate
Chronic Absenteeism	6.2	8
Climate Survey Participation	98.1	N/A

** Reduction in Chronic Absenteeism (CA): Received 1 points in Student Engagement for reducing CA rate by 10% or more over prior year.

Climate Survey Participation is not a point-earning measure.

Mater Academy Bonanza

School Year 2018-2019 Nevada School Rating

School Level: Middle School
 Grade: PK-07
 Levels:
 District: State Public Charter School Authority
 School: 4760 E. Bonanza Road
 Address: Las Vegas, NV 89110



78.3
Total Index Score

School Type: *Charter SPCSA*
 School Designation: *No Designation*
 95% Assessment Participation: *Met*



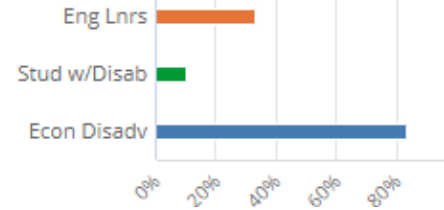
Student Race/Ethnicity

9.5% White
 11% BI/Afr Am
 77.5% Hisp/Latino
 0% Asian
 0.4% Am Ind/AK Nat
 0.4% Pac Isl
 0.9% Two or More

School Performance History

School Year	Index Score/Star Rating
2017-2018	63.3 ★★
2016-2017	N/A N/A

Alternative Student Groups



Academic Achievement Indicator

Measure	School Rate	District Rate
Pooled Proficiency	32.8	50.2
Math Proficiency	24.5	42.6
ELA Proficiency	41.2	59.6
Science Proficiency	-	44.7



Student Growth Indicator

Measure	School Median	District Median
Math MGP	63	58
ELA MGP	67	56
	School Rate	District Rate
Met Math AGP Target	34.6	44.3
Met ELA AGP Target	51.7	61.3



English Language Proficiency Indicator

Measure	School Rate	District Rate
Met EL AGP Target	34	38.3



Closing Opportunity Gaps Indicator

Measure	School Rate	District Rate
Prior Non-Proficient Met	24	21.8
Math AGP Target		
Prior Non-Proficient Met	35.5	32.7
ELA AGP Target		



Student Engagement Indicator

Measure	School Rate	District Rate
Chronic Absenteeism	6	7.9
Academic Learning Plans	100	99.5
8 th Grade Credit Requirements	N/A	92.7
Climate Survey Participation	96.7	N/A

Climate Survey Participation is not a point-earning measure.

Mater Academy Bonanza

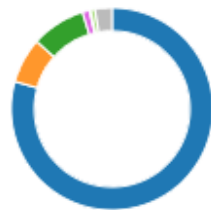
School Year 2018-2019 Nevada School Rating

School Level: Elementary School
 Grade: PK-07
 Levels: State Public Charter School Authority
 District: 4760 E. Bonanza Road
 School Address: Las Vegas, NV 89110



52
Total Index Score

School Type: Charter SPCSA
 School Designation: CSI
 95% Assessment Participation: Met



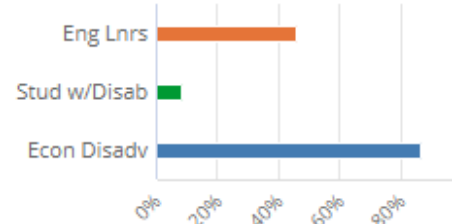
Student Race/Ethnicity

7.2% White
 8.6% BI/Afr Am
 78.9% Hisp/Latino
 1.1% Asian
 0.2% Am Ind/AK Nat
 0.7% Pac Isl
 2.7% Two or More

School Performance History

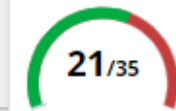
School Year	Index Score/Star Rating
2017-2018	21.5 ★
2016-2017	N/A N/A

Alternative Student Groups



Academic Achievement Indicator

Measure	School Rate	District Rate
Pooled Proficiency	31.8	54
Math Proficiency	31.5	54.5
ELA Proficiency	36.7	60.1
Science Proficiency	19.3	34.7
Read-by-Grade-3 Proficiency	33.6	56.7



Growth Indicator

Measure	School Median	District Median
Math MGP	59	55
ELA MGP	52	52
School Rate		District Rate
Met Math AGP Target	38.6	49.7
Met ELA AGP Target	43.8	59.7



English Language Proficiency Indicator

Measure	School Rate	District Rate
Met EL AGP Target	55.6	56.7



Closing Opportunity Gaps Indicator

Measure	School Rate	District Rate
Prior Non-Proficient Met	25.5	27.8
Math AGP Target		
Prior Non-Proficient Met	32.7	39.2
ELA AGP Target		



Student Engagement Indicator

Measure	School Rate	District Rate
Chronic Absenteeism	5.7	8
Climate Survey Participation	100	N/A

** Reduction in Chronic Absenteeism (CA): Received 1 points in Student Engagement for reducing CA rate by 10% or more over prior year.

Climate Survey Participation is not a point-earning measure.