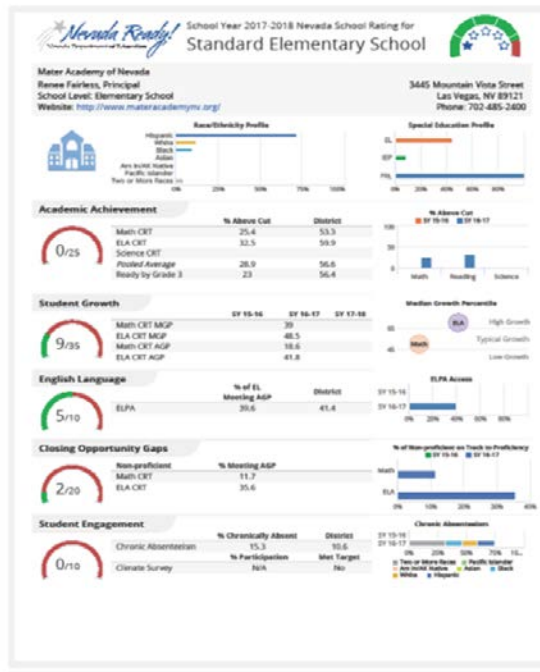


Nevada School Performance Framework (NSPF)

The Components



NSPF

- Every Student Succeeds Act (ESSA) – December 2015
 - States are tasked with to create accountability system to ensure that “meaningfully differentiate” schools based on:
 - Academic Proficiency on State assessments;
 - Graduation rates for high school;
 - English Language Proficiency;
 - Growth or other State-wide academic indicator for K-8 schools;
 - At least one other State-determined indicators of school quality or student success; and
 - 95% assessment participation rate schoolwide and for each subgroup.

Timeline

- Validation Day – October 1
- Student Assessments
 - SBAC (Nearly all students in grades 3-8) February-May
 - WIDA (All ELL students) January-March
 - NAA (Small number of IEP students) February-May
 - ACT (11th grade) March-April
- Chronic Absenteeism collected June 30
- Preliminary Results released August 15
- **Final Results released September 15**

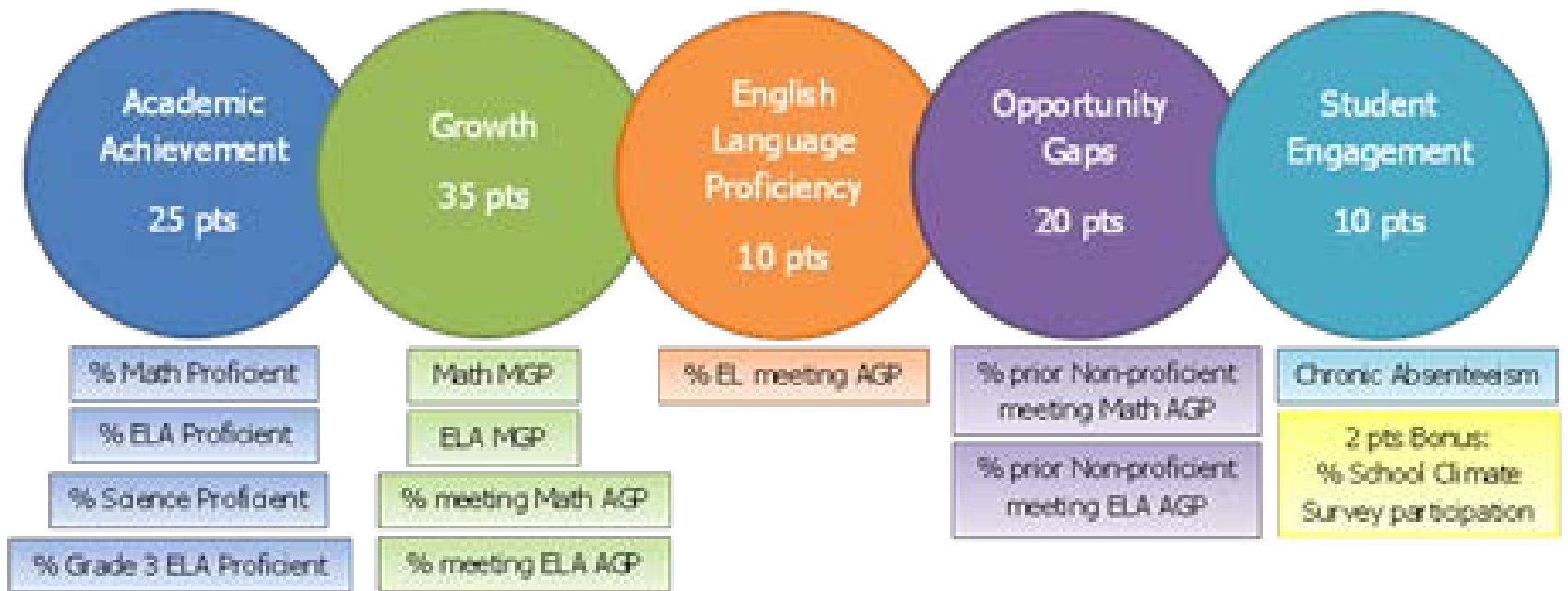
Rating System



The Components of the Nevada School Performance Framework (NSPF)

Elementary School Performance Indicators

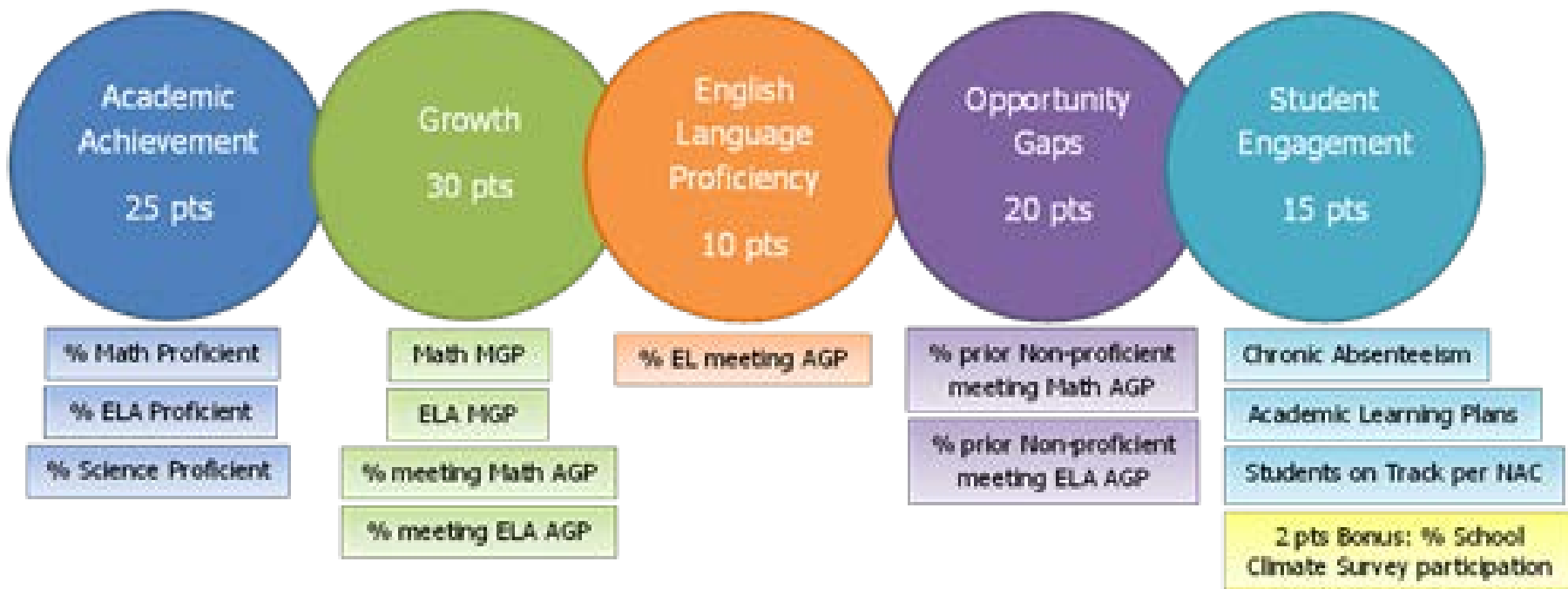
Measures



The Components of the Nevada School Performance Framework (NSPF)

Middle School Performance Framework

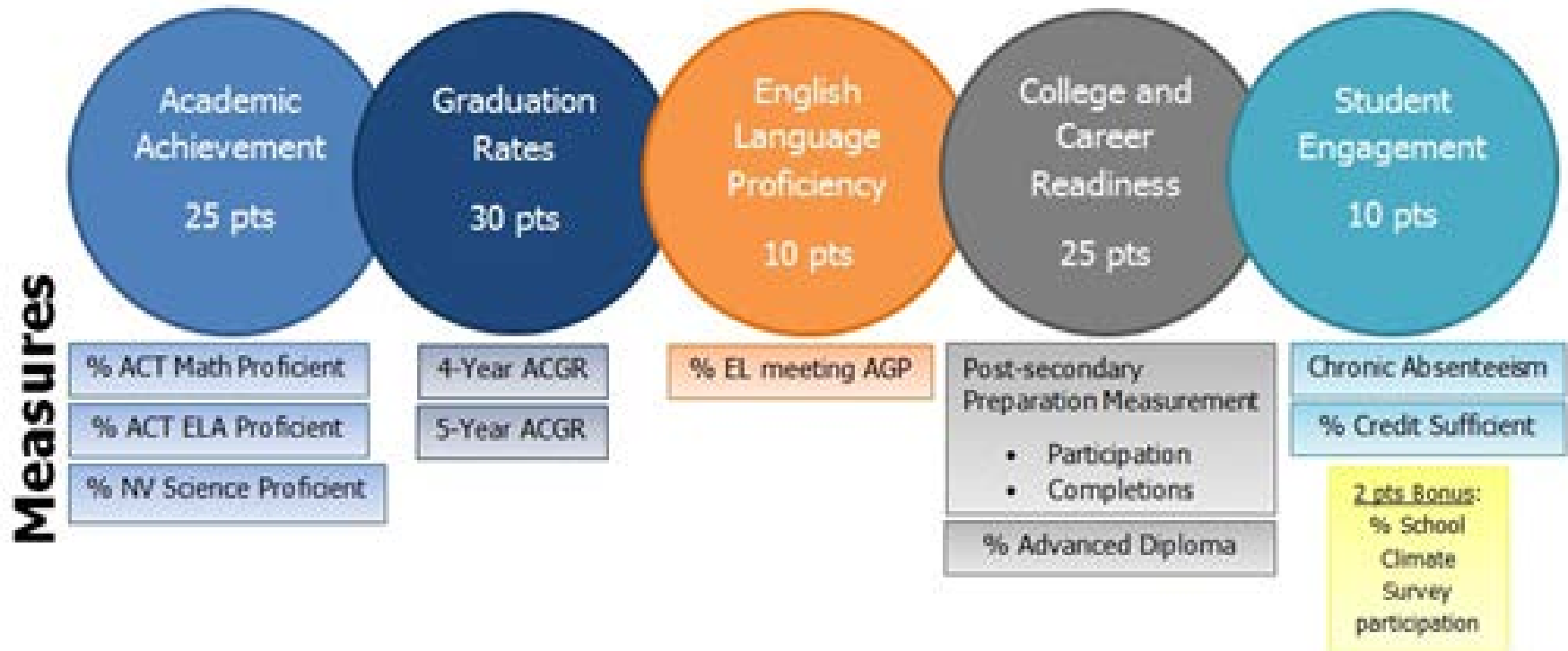
Measures



The Components of the Nevada School Performance Framework (NSPF)

HIGH

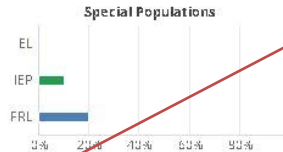
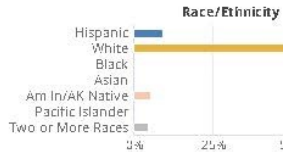

School Performance Indicators



School Year 2016-2017 Nevada School Rating for



Measure: Math, ELA and Science Pooled Proficiency (20 points possible)



Academic Achievement



	% Above Cut	District
Math CRT	59.6	59.3
ELA CRT	71.4	59.9
Science CRT		
Pooled Average	65.5	56.6
Ready by Grade 3	61.5	56.4



Student Growth



	SY 16-17
Math CRT MGP	49.0
ELA CRT MGP	48.0
Math CRT AGP	46.7
ELA CRT AGP	54.5



English Language



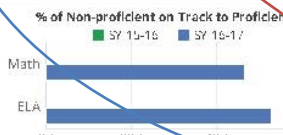
	% of EL Meeting AGP	District
ELPA	-	41.4



Closing Opportunity Gaps




	Non-proficient	% Meeting AGP
Math CRT	46.6	
ELA CRT	52.9	



Student Engagement



	% Chronically Absent	District
Chronic Absenteeism	0.5	10.6
Climate Survey	73.6	Met Target YES



*Bonus points included

ES Measure: Grade 3 ELA Proficiency (5 points possible)

Rate	Points
≥60	20
<60 and ≥58	19
<58 and ≥56	18
<56 and ≥55	17
<55 and ≥54	16
<54 and ≥53	15
<53 and ≥52	14
<52 and ≥50	13
<50 and ≥49	12
<49 and ≥48	11
<48 and ≥46	10
<46 and ≥44	9
<44 and ≥42	8
<42 and ≥40	7
<40 and ≥38	6
<38 and ≥35	5
<35 and ≥33	4
<33 and ≥30	3
<30 and ≥26	2
<26	1

Rate	Points
≥63	5
< 63 and ≥51	4
<51 and ≥38	3
<38 and ≥25	2
<25	1

The index cuts for NSPF star rating that will be applied in September 2018 are as follows:

NSPF 2017-2018 Elementary School Star Ranges

★	> 0 and < 27
★★	≥ 27 and < 50
★★★	≥ 50 and < 67
★★★★	≥ 67 and < 84
★★★★★	≥ 84 and ≤ 102

NSPF 2017-2018 Middle School Star Ranges

★	> 0 and < 29
★★	≥ 29 and < 50
★★★	≥ 50 and < 70
★★★★	≥ 70 and < 80
★★★★★	≥ 80 and ≤ 102

NSPF 2017-2018 High School Star Ranges

★	> 0 and < 27
★★	≥ 27 and < 50
★★★	≥ 50 and < 70
★★★★	≥ 70 and < 82
★★★★★	≥ 82 and ≤ 102

*HS Framework results will be released for the first time in 3 years this fall

Alternative Performance Framework (APF)

What is the APF?

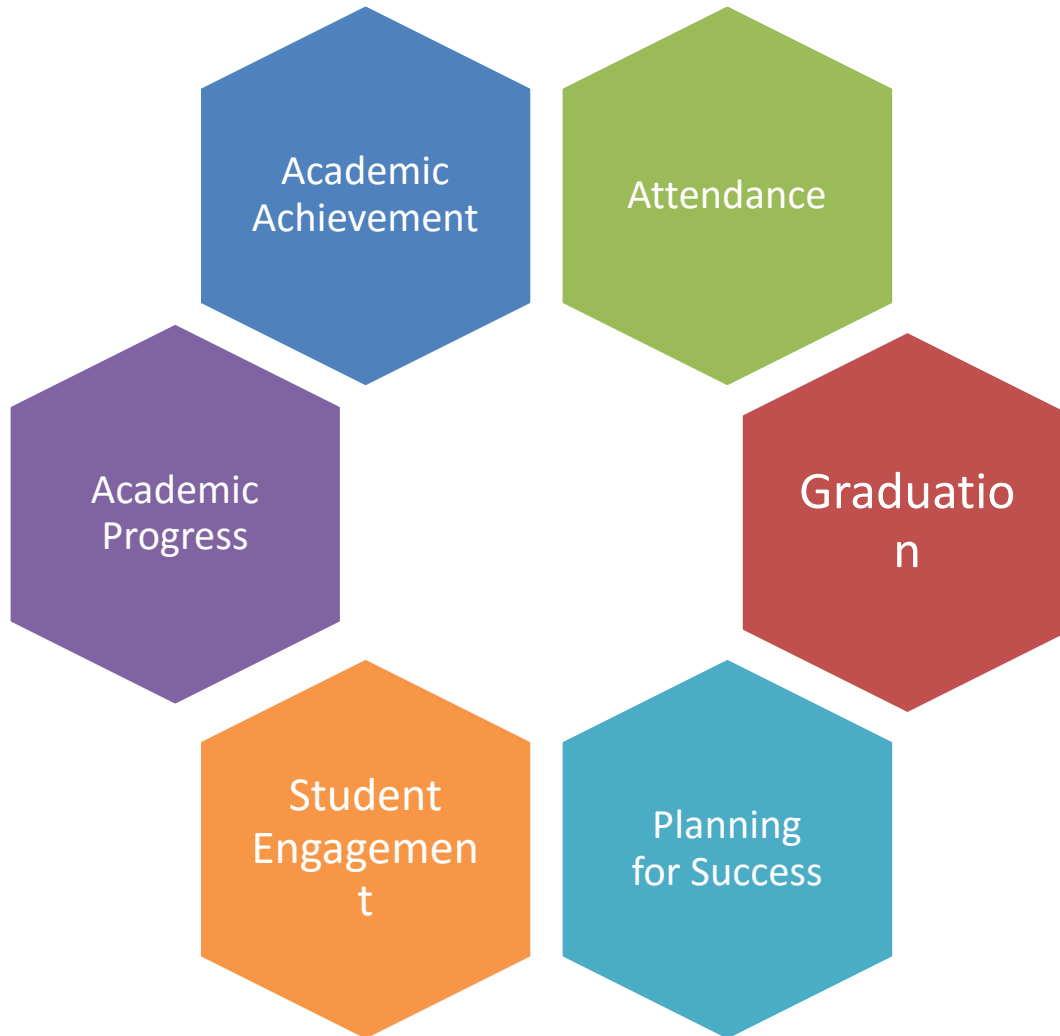
The Nevada Alternative Performance Framework (APF) was designed to collect and report data for schools that cannot or should not be rated under the NSPF. The initial soft launch of the APF was for the 2016-2017 school year. Schools rated under the APF typically fall into one of four categories:

- Schools offering credit recovery programs
- Schools offering behavioral/continuation programs
- Juvenile Detention Facilities serving adjudicated youth
- Special Education schools serving students with identified disabilities

**Schools apply to be included in the APF,
and are approved by the State Board of Education.**

Alternative Performance Framework (APF)

Performance Indicators Measured Under the APF



Other Resources

- 2018 NSPF Procedures Manual (<http://nevadareportcard.com/DI/more>)
- Nevada Report Card (www.nevadareportcard.com)
- State of Nevada ESSA Plan
([http://www.doe.nv.gov/Boards Commissions Councils/ESSA Adv Group/ESSA Advisory Group/](http://www.doe.nv.gov/Boards_Commissions_Councils/ESSA_Adv_Group/ESSA_Advisory_Group/))
- Nevada Department of Education (<http://www.doe.nv.gov/>)
- Additional information on the NSPF is available at
<https://youtu.be/edWQjMs92sM>
https://youtu.be/Wp_PssgCxGw
<https://youtu.be/Z5zUvt5EJKw>
<https://youtu.be/85nirtCWn-o>

Questions?

Abbreviations Used

ACGR	Adjusted Cohort Graduation Rate
ACT	American College Testing
AGP	Adequate Growth Percentile
APF	Alternative Performance Framework
CCR	College and Career Ready
ELA	English Language Arts
ELL	English Language Learner
ESSA	Every Student Succeeds Act
IEP	Individualized Education Program
MGP	Median Growth Percentile
NAA	Nevada Alternate Assessment
NSPF	Nevada School Performance Framework
SBAC	Smarter Balanced Assessment Consortium
WIDA	World-Class Instructional Design Assessment