

Nevada School Performance
Framework (NSPF)
2017-2018
Final Results

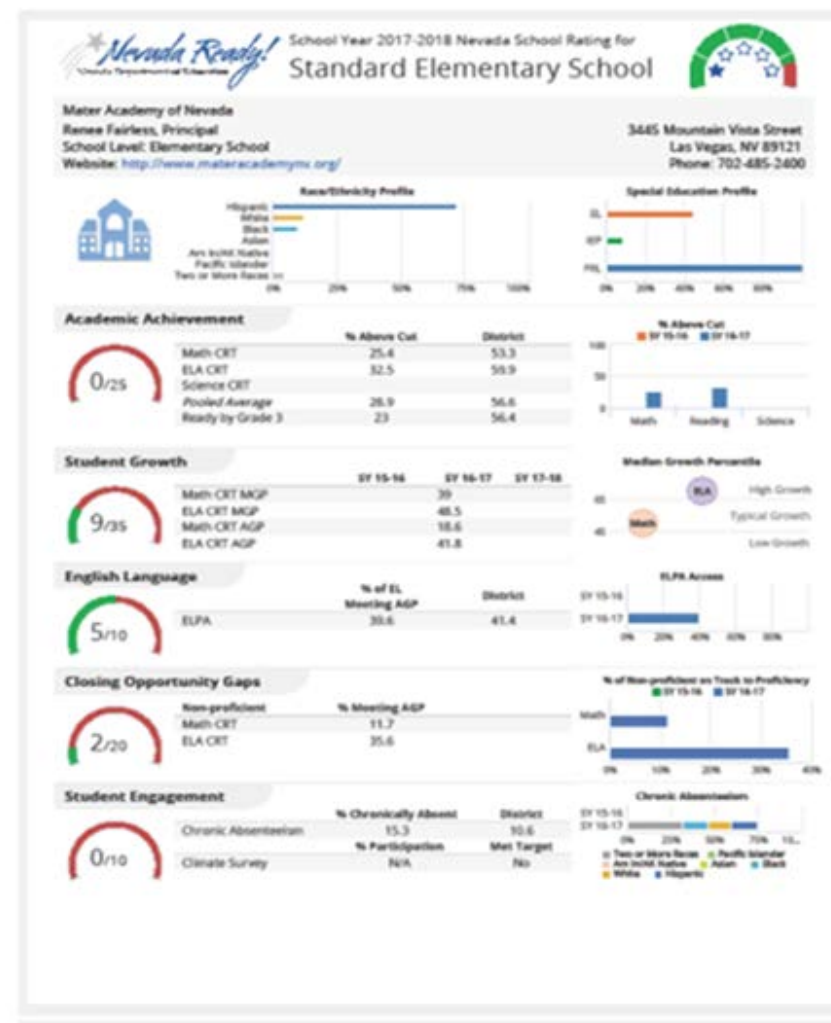
2017-2018 SPCSA Star Rating Highlights

- 83 SPCSA schools received a star rating (out of 91 schools)
 - New school codes created more schools for accountability purposes (individual campuses have been given unique school codes).
 - This year, high schools received star ratings for the first time in 3 years.
 - This is the last year schools will receive bonus points for the Climate Survey.
- Among the schools that received star ratings...
 - 1/3 of our schools received a 5-Star rating.
 - More than half of our schools received a rating of 4 or 5 stars.
 - Almost 75% of our schools received a 3-Star rating or higher.

2017-2018 SPCSA Star Rating Highlights

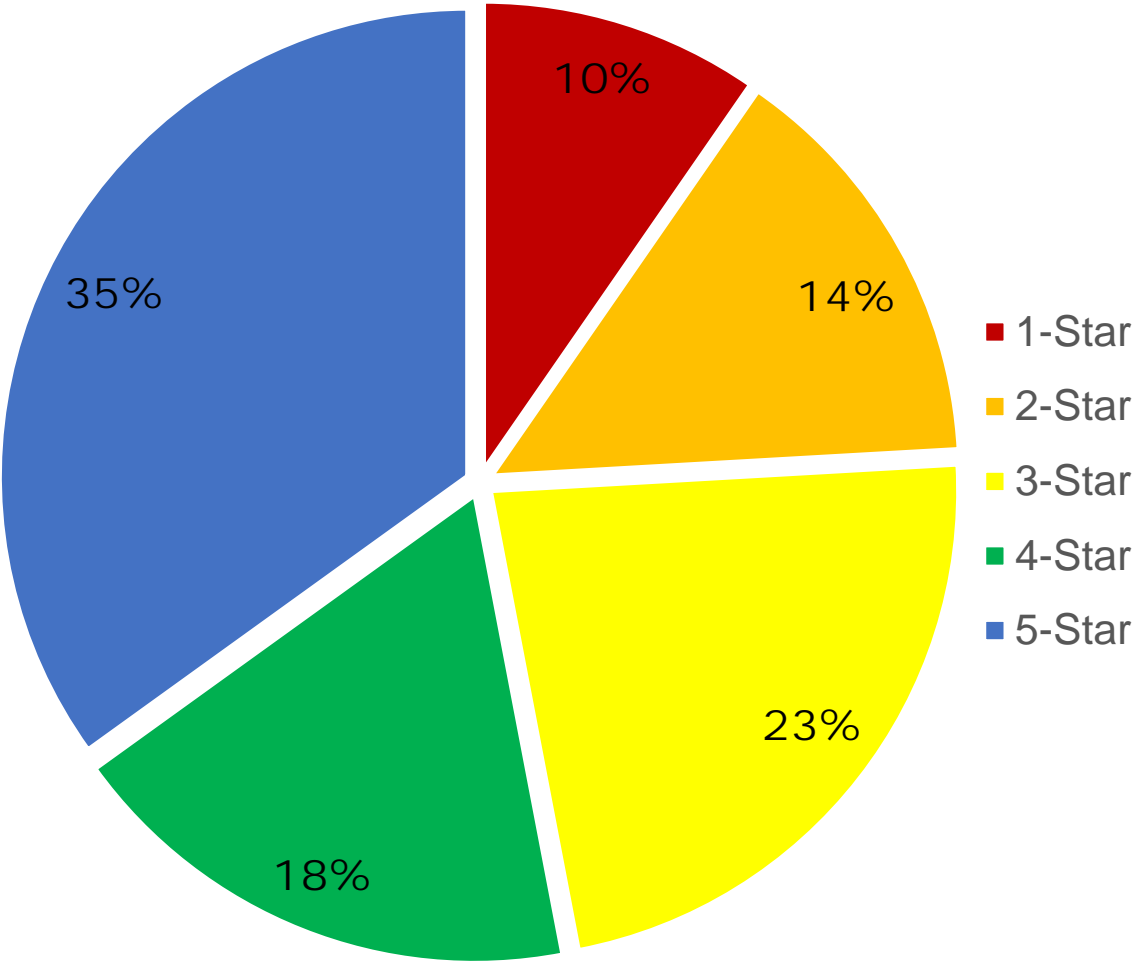
Nevada's public schools receive an index score from 1-100. The lowest index score in our portfolio is **11.11**, and the highest is **102** in our portfolio.

- **8** schools received a 1-Star rating:
 - Nevada Connections Academy ES, MS and HS
 - Nevada Virtual Academy ES
 - Mater Academy Bonanza ES
 - Mater Academy Northern Nevada ES
 - Argent Preparatory Academy HS
 - Beacon Academy HS
- **1** school received a participation warning:
 - Coral Academy of Science (Las Vegas) Centennial ES
- **6** schools received a participation penalty:
 - Nevada Connections Academy ES and MS
 - Nevada Virtual Academy ES and MS
 - Leadership Academy of Nevada MS
 - Equipo Academy MS



SPCSA Overall Results

2017- 2018 NSPF Star Rating - SPCSA



Star Rating - SPCSA		
	N	Percent
1-Star	8	9.6
2-Star	12	14.5
3-Star	19	22.9
4-Star	15	18.1
5-Star	29	34.9
N/A	8	
Total	91	

8 schools received an index score of 27 or less

Argent Prep Acad. HS, Nevada Connections Acad. HS, Mater Academy Northern NV, Beacon Academy of NV

Nevada Virtual Academy ES, Nevada Connections Academy ES, Mater Academy Bonanza MS

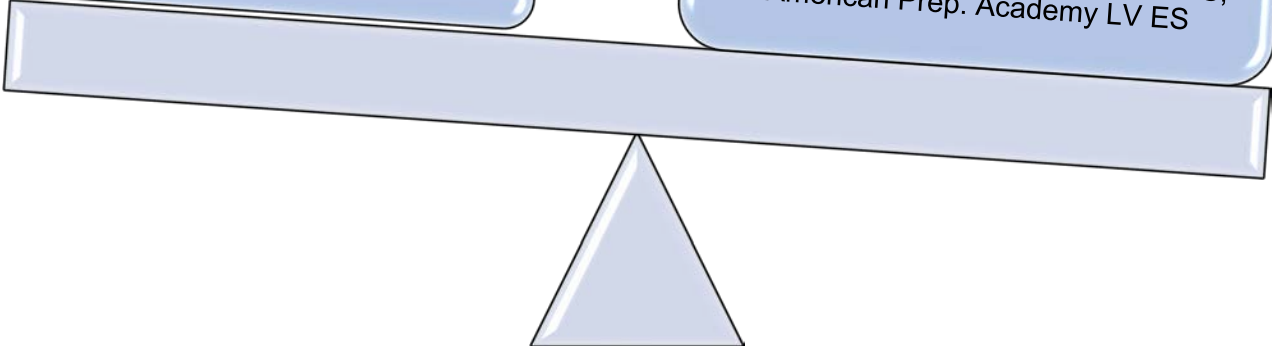
Pinecrest Academy St Rose, Coral Academy of Science LV Sandy Ridge, NV State High School Summerlin, Pinecrest Acad. Inspirada, Pinecrest Acad. Inspirada, Doral Acad. Cactus, NV State High School Henderson, Coral Acad. of Science LV Windmill

Coral Acad. of Science LV Sandy Ridge, Somerset Acad. Stephanie, Pinecrest Acad. of NV Horizon, Doral Acad. Red Rock, Pinecrest Acad. St Rose, Elko Institute for Academic Achievement, Founders Acad. of NV, Honors Acad. of Literature

Discovery Charter School Hill Pointe, Doral Academy Norther NV, Oasis Academy, Doral Acad. West Pebble, Pinecrest Acad. of NV, Cadence, Doral Acad. of Red Rock, Oasis Academy

Somerset Acad. Lone Mtn MS, Doral Acad. Saddle ES, Honors Acad. of Literature MS, American Prep. Acad. LV MS, Pinecrest Acad. of NV Cadence ES, Pinecrest Academy of NV Horizon ES, American Prep. Academy LV ES

31 schools received an index score of 82 or more



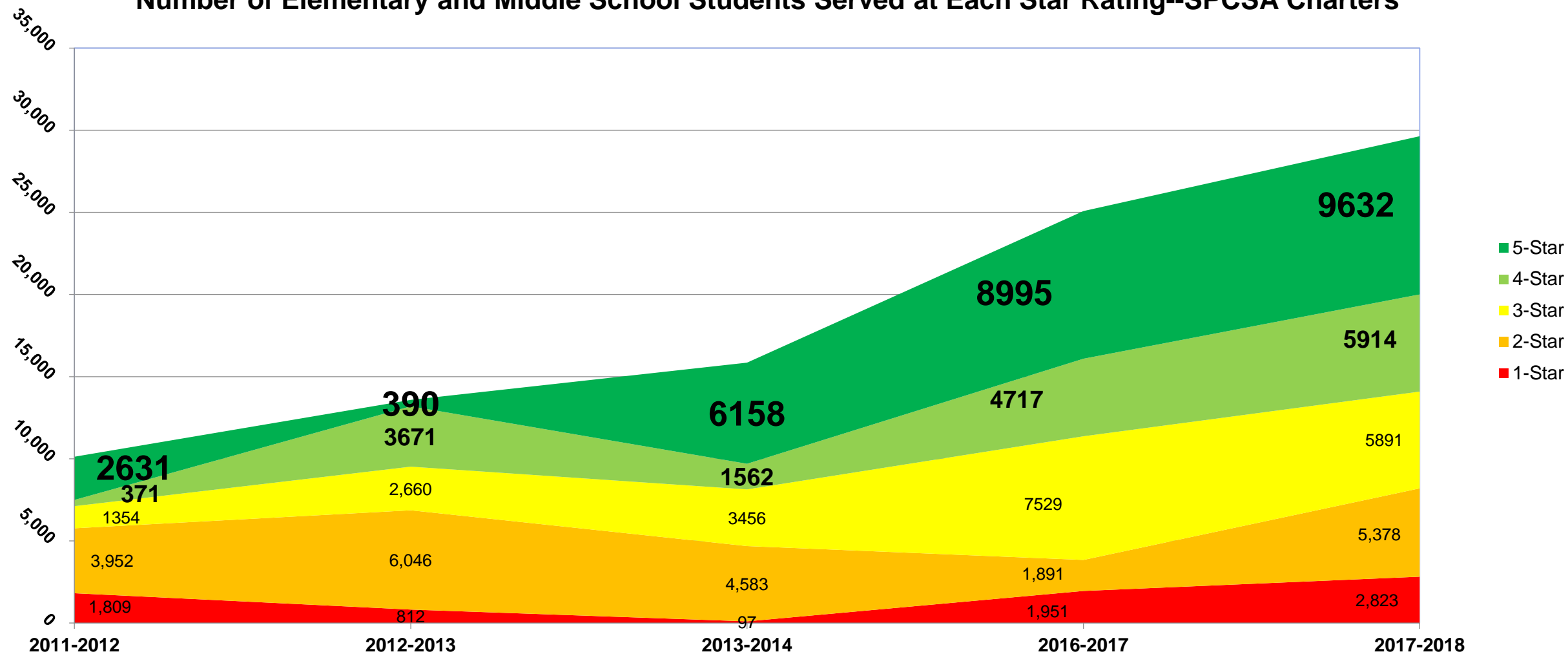
SPCSA Star Rating Distribution by Grade Level

	1-Star	2-Star	3-Star	4-Star	5-Star	N/A
Elementary K-5	10.5%	18.4%	18.4%	23.7%	26.3%	2.6%
Middle 6-8	2.9%	14.7%	26.5%	14.7%	41.2%	0.0%
High 9-12	15.8%	0.0%	15.8%	5.3%	26.3%	36.8%

In order for a high school to be rated, it must earn points in Academic Achievement and Graduation (4-year ACGR)

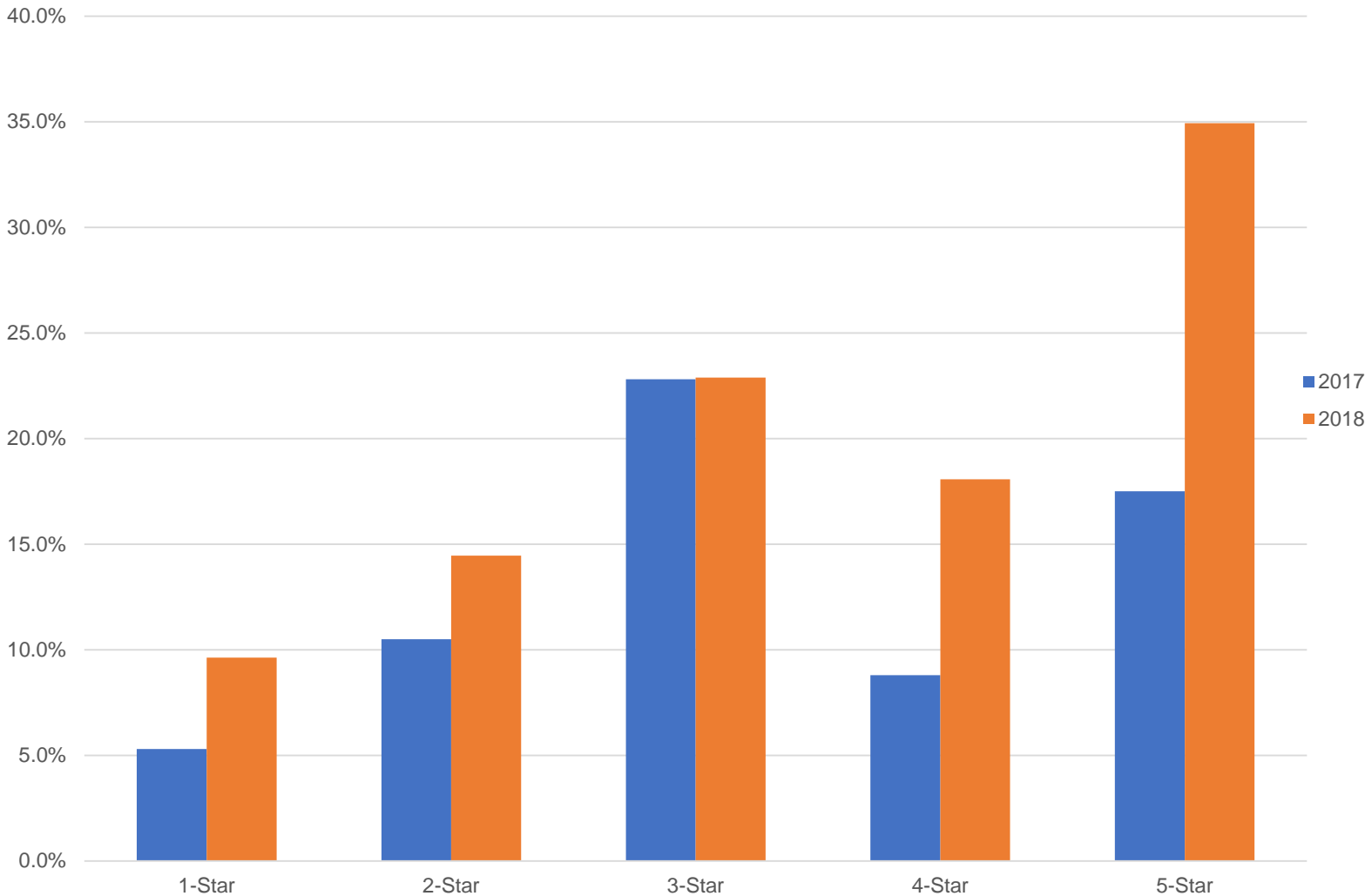
High Quality SPCSA Seats

Number of Elementary and Middle School Students Served at Each Star Rating--SPCSA Charters



SPCSA 2017 and 2018 Star Rating Comparison

SPCSA NSPF Star Rating Comparison*

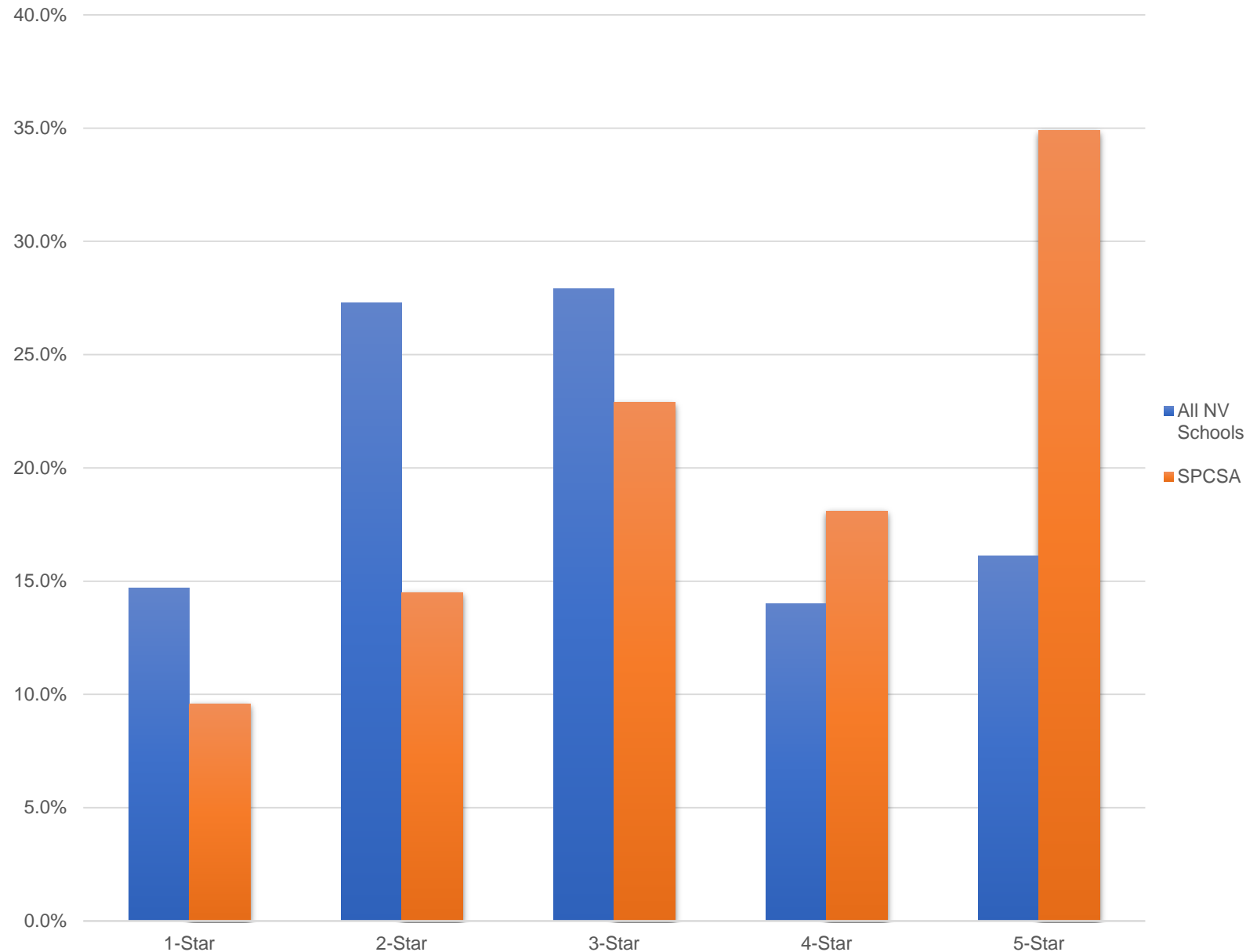


	2017	2018
1-Star	5.3%	9.6%
2-Star	10.5%	14.5%
3-Star	22.8%	22.9%
4-Star	8.8%	18.1%
5-Star	17.5%	34.9%

*This year new school codes created more schools for accountability purposes. While 37 schools received star rating in 2017, this year total of 83 schools received star rating. Use caution when making direct numerical comparisons!

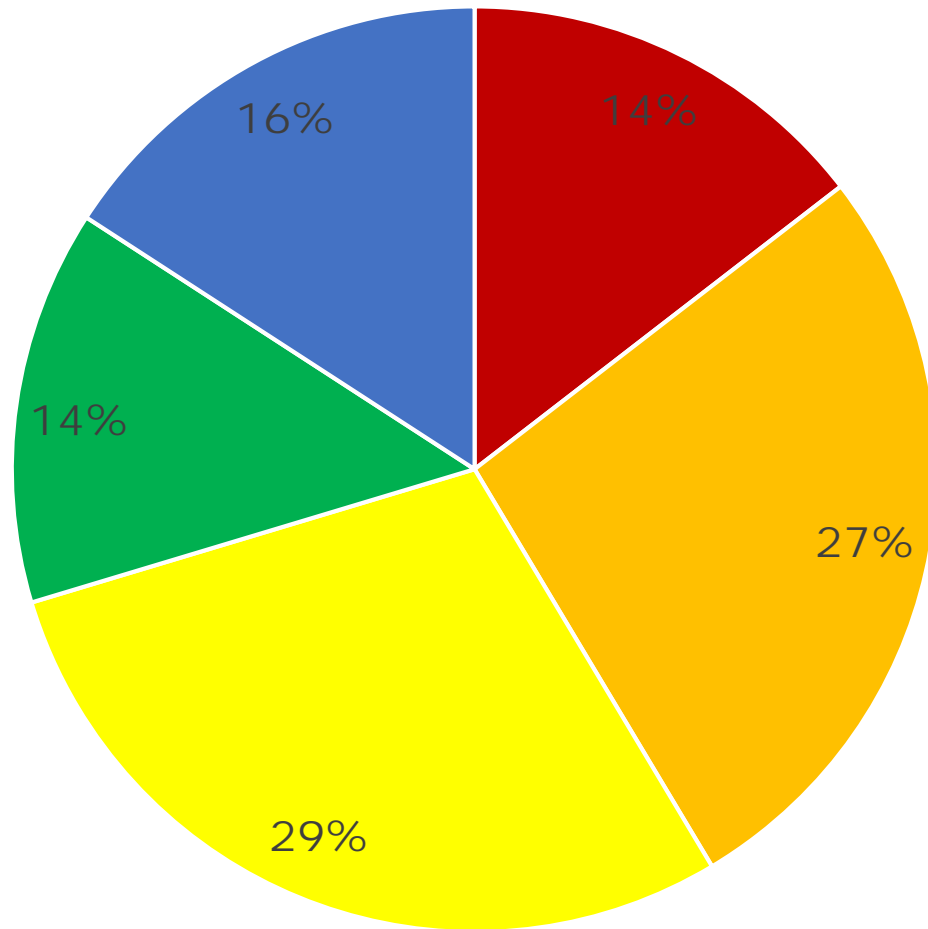
Comparison with All NV Schools

2017-2018 NSPF Star Rating Comparison

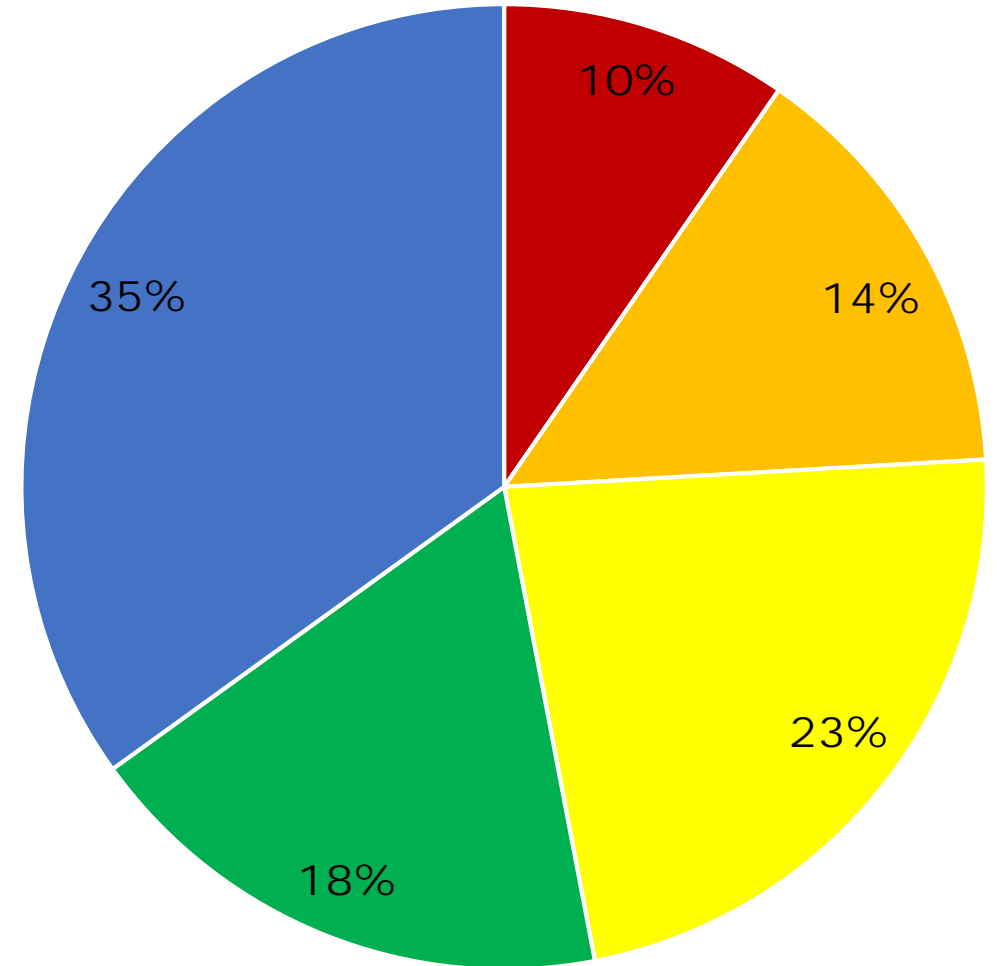


	All NV Schools	SPCSA
1-Star	14.7%	9.6%
2-Star	27.3%	14.5%
3-Star	27.9%	22.9%
4-Star	14.0%	18.1%
5-Star	16.1%	34.9%

2017- 2018 NSPF Star Rating:
All Nevada Schools



2017- 2018 NSPF Star Rating:
SPCSA Schools



- 1-Star
- 2-Star
- 3-Star
- 4-Star
- 5-Star

- **Statewide total of 109 5-Star schools (29 are SPCSA schools)**
- **Statewide total of 204 schools received 4 or 5-Star (44 are SPCSA schools)**

A quality public school of choice for every Nevada child

- Maintain unwavering commitment to high quality schools
- 30% of traditional public schools in Nevada are 4 and 5-Star schools. More than 50% of SPCSA-sponsored charter schools are 4- and 5-Star schools.
- A quarter of all 5-Star schools in Nevada are SPCSA-sponsored charter schools
- Almost 16,000 of our students are enrolled in 4- and 5-Star schools
- The SPCSA portfolio has more than double the percentage of 5-Star schools compared to the all NV schools
- 14.7% of schools statewide were given a 1-star rating. In contrast, only 9.6% of schools in the SPCSA portfolio received the same rating.

Other Resources

- 2018 NSPF Procedures Manual
(http://nevadareportcard.com/DI/Content/pdf/2018_NSPF_Guidance_Final_8-21-18.pdf)
- www.nevadareportcard.com
- State of Nevada ESSA Plan
(http://www.doe.nv.gov/Boards_Commissions_Councils/ESSA_Adv_Group/ESSA_Advisory_Group/)
- Nevada Department of Education (<http://www.doe.nv.gov/>)
- Additional information on the NSPF is available at:
 - <https://youtu.be/edWQjMs92sM>
 - https://youtu.be/Wp_PssgCxGw
 - <https://youtu.be/Z5zUvt5EJKw>
 - <https://youtu.be/85nirtCWn-o>