

Somerset Academy of Las Vegas Skye Canyon MS

Address: 8151 N Shaumber Rd, Las Vegas, NV, 89166

Website: <https://www.somersetskyecanyon.org/>

Oct. 1 2019 Enrollment: 330

2019-20 Grades Served: 6

2019-20 NSPF Rating: N/A

Comparison District: Clark

2019-20 Comparison School: Escobedo MS

2019-20

N/A

An Academic Performance Framework rating cannot be calculated. A 2019-20 NSPF star rating is unavailable, which is required for this rating.

2018-19

N/A

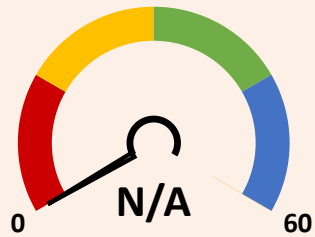
The 2018-19 Framework was not released publicly.

SCORING TABLE

| | | | |
|--------------------------|--|----------------------------------|----------------------------|
| <20 BELOW STANDARD | ≥20 and <50 DOES NOT MEET STANDARD | ≥50 and <80 MEETS STANDARD | ≥80 EXCEEDS STANDARD |
|--------------------------|--|----------------------------------|----------------------------|

NEVADA SCHOOL RATINGS INDICATOR (60 POINTS)

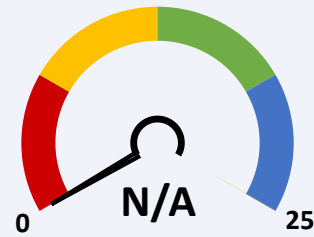
60% of charter school score in Nevada school ratings (NSPF).



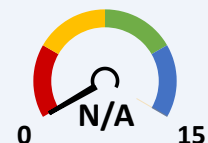
This indicator cannot be calculated, as 2019-20 NSPF index scores are unavailable.

GEOGRAPHICAL COMPARISONS INDICATOR (25 POINTS)

Charter school NSPF performance vs. comparison district/school(s).



NSPF SCORE VS. COMPARISON DISTRICT (10 POINTS)

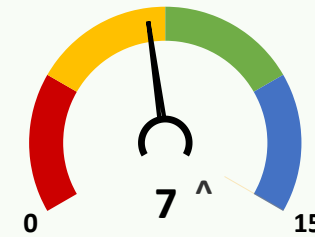


NSPF SCORE VS. COMPARISON SCHOOL (15 POINTS)

This indicator and its measures cannot be calculated, as 2019-20 NSPF index scores are unavailable.

ENROLLMENT DIVERSITY INDICATOR (15 POINTS)

Charter school FRL, IEP, and EL enrollment rates vs. comparison district.



^Bonus Indicator Points: 1

One point per group with at least 25% increase over prior year rate, up to indicator maximum.

10/1/19 CHARTER VS. DISTRICT 6-8 ENROLLMENT RATES (5 POINTS EACH)

| | GRP. | CHARTER | DISTRICT | DIFF. | BONUS |
|--|------|-------------|----------|-------|-------|
| | FRL | ≥10 and <20 | 74.8 | ▼ | ✗ |
| | IEP | ≥5 and <10 | 11.7 | ▼ | ✗ |
| | EL | <5 | 13.7 | ▼ | ✓ |

SCHOOL PROGRESS INDICATOR (NO POINTS)

Charter school changes in Math/ELA non-proficiency.

This indicator cannot be calculated, as 2019-20 assessment results are unavailable.