

Legacy Traditional School Southwest ES

Address: 7077 W Wigwam Ave, Las Vegas, NV, 89113

Website: <https://swlasvegas.legacytraditional.org/>

Oct. 1 2019 Enrollment: 1133

2019-20 Grades Served: K-5

2019-20 NSPF Rating: N/A

Comparison District: Clark

2019-20 Comparison School: Steele ES

2019-20

N/A

An Academic Performance Framework rating cannot be calculated. A 2019-20 NSPF star rating is unavailable, which is required for this rating.

2018-19

N/A

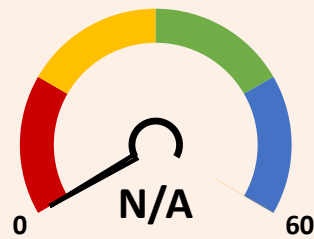
The 2018-19 Framework was not released publicly.

SCORING TABLE

<20 BELOW STANDARD	≥20 and <50 DOES NOT MEET STANDARD	≥50 and <80 MEETS STANDARD	≥80 EXCEEDS STANDARD
--------------------------	--	----------------------------------	----------------------------

NEVADA SCHOOL RATINGS INDICATOR (60 POINTS)

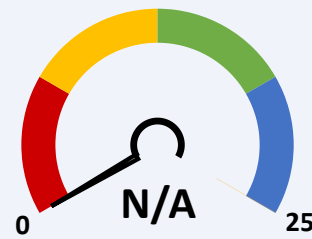
60% of charter school score in Nevada school ratings (NSPF).



This indicator cannot be calculated, as 2019-20 NSPF index scores are unavailable.

GEOGRAPHICAL COMPARISONS INDICATOR (25 POINTS)

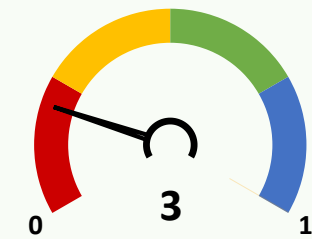
Charter school NSPF performance vs. comparison district/school(s).



This indicator and its measures cannot be calculated, as 2019-20 NSPF index scores are unavailable.

ENROLLMENT DIVERSITY INDICATOR (15 POINTS)

Charter school FRL, IEP, and EL enrollment rates vs. comparison district.



Bonus Indicator Points: 0
One point per group with at least 25% increase over prior year rate, up to indicator maximum.

10/1/19 CHARTER VS. DISTRICT K-5 ENROLLMENT RATES (5 POINTS EACH)

	GRP.	CHARTER	DISTRICT	DIFF.	BONUS
	FRL	≥10 and <20	80.4	▼	✗
	IEP	<5	12.5	▼	✗
	EL	≥5 and <10	20.2	▼	✗

SCHOOL PROGRESS INDICATOR (NO POINTS)

Charter school changes in Math/ELA non-proficiency.

This indicator cannot be calculated, as 2019-20 assessment results are unavailable.