

**Founders Academy of Las Vegas MS**

Address: 5730 W Alexander Rd, Las Vegas, NV, 89130

Website: <https://www.fcalv.net/>

Oct. 1 2019 Enrollment: 167

2019-20 Grades Served: 6-8

2019-20 NSPF Rating: N/A

Comparison District: Clark

2019-20 Comparison School: Swainston MS

2019-20

N/A

An Academic Performance Framework rating cannot be calculated. A 2019-20 NSPF star rating is unavailable, which is required for this rating.

2018-19

N/A

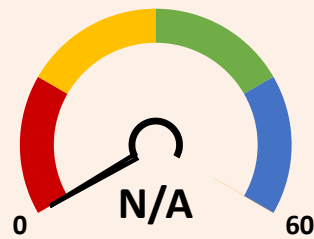
The 2018-19 Framework was not released publicly.

**SCORING TABLE**

<20 BELOW STANDARD	≥20 and <50 DOES NOT MEET STANDARD	≥50 and <80 MEETS STANDARD	≥80 EXCEEDS STANDARD
--------------------------	--	----------------------------------	----------------------------

**NEVADA SCHOOL RATINGS INDICATOR (60 POINTS)**

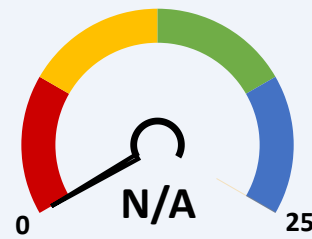
60% of charter school score in Nevada school ratings (NSPF).



This indicator cannot be calculated, as 2019-20 NSPF index scores are unavailable.

**GEOGRAPHICAL COMPARISONS INDICATOR (25 POINTS)**

Charter school NSPF performance vs. comparison district/school(s).



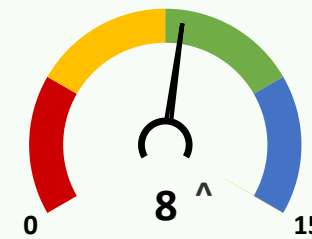
**NSPF SCORE VS. COMPARISON DISTRICT (10 POINTS)**

**NSPF SCORE VS. COMPARISON SCHOOL (15 POINTS)**

This indicator and its measures cannot be calculated, as 2019-20 NSPF index scores are unavailable.

**ENROLLMENT DIVERSITY INDICATOR (15 POINTS)**

Charter school FRL, IEP, and EL enrollment rates vs. comparison district.



**^Bonus Indicator Points: 3**  
One point per group with at least 25% increase over prior year rate, up to indicator maximum.

**10/1/19 CHARTER VS. DISTRICT 6-8 ENROLLMENT RATES (5 POINTS EACH)**

	GRP.	CHARTER	DISTRICT	DIFF.	BONUS
	FRL	≥20 and <30	74.8	▼	✓
	IEP	≥5 and <10	11.7	▼	✓
	EL	≥5 and <10	13.7	▼	✓

**SCHOOL PROGRESS INDICATOR (NO POINTS)**

Charter school changes in Math/ELA non-proficiency.

This indicator cannot be calculated, as 2019-20 assessment results are unavailable.