

## Pinecrest Academy of Nevada Sloan Canyon ES

**Address:** 675 E Dale Ave, Henderson, NV, 89044

**Website:** <https://www.pinecrestslolocanyon.com/>

**Oct. 1 2020 Enrollment:** 796

**2020-21 Grades Served:** K-5

**2020-21 NSPF Rating:** N/A

**Comparison District:** Clark

**2020-21 Comparison School:** Ellis ES

2020-21

**N/A**

An Academic Performance Framework rating cannot be calculated. A 2020-21 NSPF star rating is unavailable, which is required for this rating.

2019-20

**N/A**

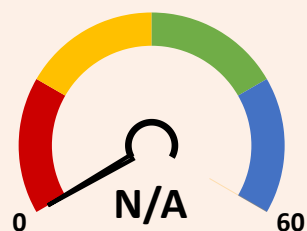
2019-20 Framework ratings were not calculated.

### SCORING TABLE

<20 BELOW STANDARD	≥20 and <50 DOES NOT MEET STANDARD	≥50 and <80 MEETS STANDARD	≥80 EXCEEDS STANDARD
--------------------------	--	----------------------------------	----------------------------

### NEVADA SCHOOL RATINGS INDICATOR (60 POINTS)

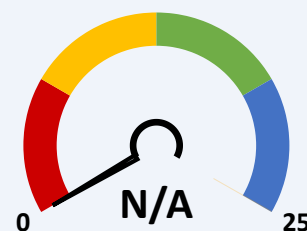
60% of charter school score in Nevada school ratings (NSPF).



This indicator cannot be calculated, as 2020-21 NSPF index scores are unavailable.

### GEOGRAPHICAL COMPARISONS INDICATOR (25 POINTS)

Charter school NSPF performance vs. comparison district/school(s).



NSPF SCORE VS. COMPARISON DISTRICT (10 POINTS)

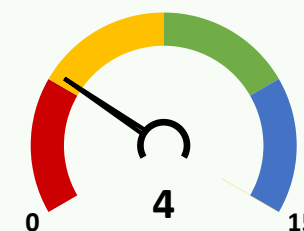


NSPF SCORE VS. COMPARISON SCHOOL (15 POINTS)

This indicator and its measures cannot be calculated, as 2020-21 NSPF index scores are unavailable.

### ENROLLMENT DIVERSITY INDICATOR (15 POINTS)

Charter school FRL, IEP, and EL enrollment rates vs. comparison district.



**Bonus Indicator Points: 0**

One point per group with at least 25% increase over prior year rate, up to indicator maximum.

#### 10/1/20 CHARTER VS. DISTRICT K-5 ENROLLMENT RATES (5 POINTS EACH)

	GRP.	CHARTER	DISTRICT	DIFF.	BONUS
	FRL	≥10 and <20	89.5	▼	×
	IEP	≥5 and <10	12.5	▼	×
	EL	<5	18.6	▼	×

### SCHOOL PROGRESS INDICATOR (NO POINTS)

Charter school changes in Math/ELA non-proficiency.

#### Non-Proficiency Rates (%)

2019-20	2020-21	
N/A	30.4	Lacks 2 years of Math data
N/A	22.2	Lacks 2 years of ELA data