

Oasis Academy MS

Address: 920 W Williams Ave Ste 100, Fallon, NV, 89406

Website: <https://oasisacademyfallon.us/>

Oct. 1 2020 Enrollment: 144

2020-21 Grades Served: 6-8

2020-21 NSPF Rating: N/A

Comparison District: Churchill

2020-21 Comparison School: Churchill Co MS

2020-21

N/A

An Academic Performance Framework rating cannot be calculated. A 2020-21 NSPF star rating is unavailable, which is required for this rating.

2019-20

N/A

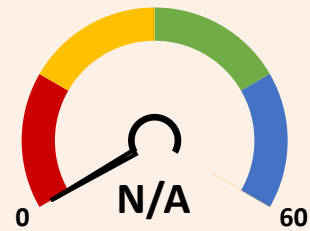
2019-20 Framework ratings were not calculated.

SCORING TABLE

<20 BELOW STANDARD	≥20 and <50 DOES NOT MEET STANDARD	≥50 and <80 MEETS STANDARD	≥80 EXCEEDS STANDARD
--------------------------	--	----------------------------------	----------------------------

NEVADA SCHOOL RATINGS INDICATOR (60 POINTS)

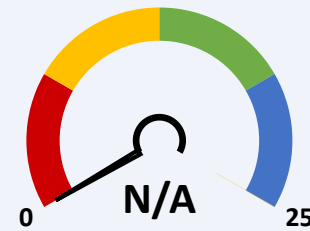
60% of charter school score in Nevada school ratings (NSPF).



This indicator cannot be calculated, as 2020-21 NSPF index scores are unavailable.

GEOGRAPHICAL COMPARISONS INDICATOR (25 POINTS)

Charter school NSPF performance vs. comparison district/school(s).



NSPF SCORE VS. COMPARISON DISTRICT (10 POINTS)

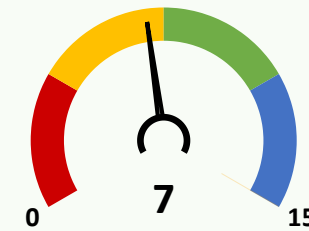


NSPF SCORE VS. COMPARISON SCHOOL (15 POINTS)

This indicator and its measures cannot be calculated, as 2020-21 NSPF index scores are unavailable.

ENROLLMENT DIVERSITY INDICATOR (15 POINTS)

Charter school FRL, IEP, and EL enrollment rates vs. comparison district.



Bonus Indicator Points: 0

One point per group with at least 25% increase over prior year rate, up to indicator maximum.

10/1/20 CHARTER VS. DISTRICT 6-8 ENROLLMENT RATES (5 POINTS EACH)

	GRP.	CHARTER	DISTRICT	DIFF.	BONUS
	FRL	≥10 and <20	>95	▼	×
	IEP	≥5 and <10	16.3	▼	×
	EL	<5	<5.0	—	×

SCHOOL PROGRESS INDICATOR (NO POINTS)

Charter school changes in Math/ELA non-proficiency.

Non-Proficiency Rates (%)

2019-20	2020-21	
N/A	36.3	Lacks 2 years of Math data
N/A	26.9	Lacks 2 years of ELA data