

Nevada Prep Charter School MS

Address: 2525 Emerson Ave, Las Vegas, NV, 89121

Website: <https://www.nvprep.org/>

Oct. 1 2020 Enrollment: 193

2020-21 Grades Served: 6-8

2020-21 NSPF Rating: N/A

Comparison District: Clark

2020-21 Comparison School: Orr MS

2020-21

N/A

An Academic Performance Framework rating cannot be calculated. A 2020-21 NSPF star rating is unavailable, which is required for this rating.

2019-20

N/A

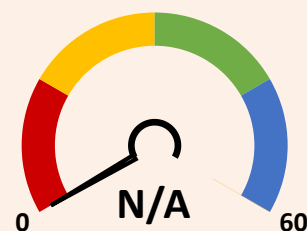
2019-20 Framework ratings were not calculated.

SCORING TABLE

| | | | |
|--------------------------|--|----------------------------------|----------------------------|
| <20 BELOW STANDARD | ≥20 and <50 DOES NOT MEET STANDARD | ≥50 and <80 MEETS STANDARD | ≥80 EXCEEDS STANDARD |
|--------------------------|--|----------------------------------|----------------------------|

NEVADA SCHOOL RATINGS INDICATOR (60 POINTS)

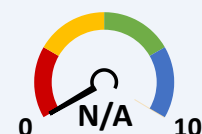
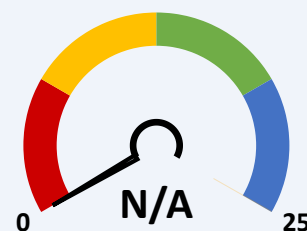
60% of charter school score in Nevada school ratings (NSPF).



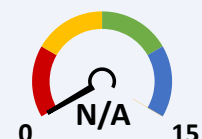
This indicator cannot be calculated, as 2020-21 NSPF index scores are unavailable.

GEOGRAPHICAL COMPARISONS INDICATOR (25 POINTS)

Charter school NSPF performance vs. comparison district/school(s).



NSPF SCORE VS. COMPARISON DISTRICT (10 POINTS)

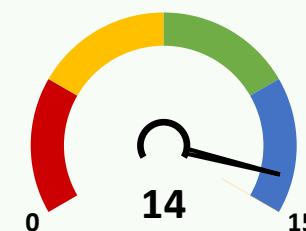


NSPF SCORE VS. COMPARISON SCHOOL (15 POINTS)

This indicator and its measures cannot be calculated, as 2020-21 NSPF index scores are unavailable.

ENROLLMENT DIVERSITY INDICATOR (15 POINTS)

Charter school FRL, IEP, and EL enrollment rates vs. comparison district.



Bonus Indicator Points: 0

One point per group with at least 25% increase over prior year rate, up to indicator maximum.

10/1/20 CHARTER VS. DISTRICT 6-8 ENROLLMENT RATES (5 POINTS EACH)

| | GRP. | CHARTER | DISTRICT | DIFF. | BONUS |
|--|------|-------------|----------|-------|-------|
| | FRL | ≥95 | 89.2 | ▲ | ✗ |
| | IEP | ≥10 and <15 | 11.8 | ▼ | ✗ |
| | EL | ≥20 and <25 | 13 | ▲ | ✗ |

SCHOOL PROGRESS INDICATOR (NO POINTS)

Charter school changes in Math/ELA non-proficiency.

Non-Proficiency Rates (%)

| 2019-20 | 2020-21 | |
|---------|---------|----------------------------|
| N/A | 75.3 | Lacks 2 years of Math data |
| N/A | 63.1 | Lacks 2 years of ELA data |