

**Coral Academy of Science Las Vegas Eastgate MS**

**Address:** 7777 Eastgate Rd, Henderson, NV, 89011

**Website:** <http://www.caslv.org/>

**Oct. 1 2020 Enrollment:** 168

**2020-21 Grades Served:** 6-7

**2020-21 NSPF Rating:** N/A

**Comparison District:** Clark

**2020-21 Comparison School:** Burkholder MS

2020-21

**N/A**

An Academic Performance Framework rating cannot be calculated. A 2020-21 NSPF star rating is unavailable, which is required for this rating.

2019-20

**N/A**

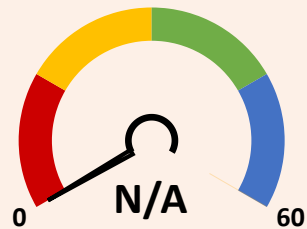
2019-20 Framework ratings were not calculated.

**SCORING TABLE**

<20 BELOW STANDARD	≥20 and <50 DOES NOT MEET STANDARD	≥50 and <80 MEETS STANDARD	≥80 EXCEEDS STANDARD
--------------------------	--	----------------------------------	----------------------------

**NEVADA SCHOOL RATINGS INDICATOR (60 POINTS)**

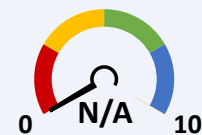
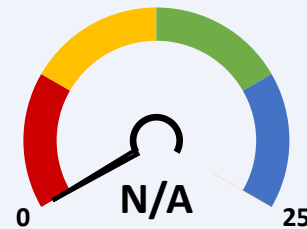
60% of charter school score in Nevada school ratings (NSPF).



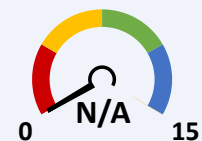
This indicator cannot be calculated, as 2020-21 NSPF index scores are unavailable.

**GEOGRAPHICAL COMPARISONS INDICATOR (25 POINTS)**

Charter school NSPF performance vs. comparison district/school(s).



NSPF SCORE VS. COMPARISON DISTRICT (10 POINTS)

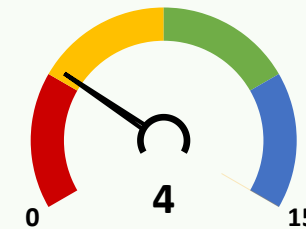


NSPF SCORE VS. COMPARISON SCHOOL (15 POINTS)

This indicator and its measures cannot be calculated, as 2020-21 NSPF index scores are unavailable.

**ENROLLMENT DIVERSITY INDICATOR (15 POINTS)**

Charter school FRL, IEP, and EL enrollment rates vs. comparison district.



**Bonus Indicator Points: 0**

One point per group with at least 25% increase over prior year rate, up to indicator maximum.

**10/1/20 CHARTER VS. DISTRICT 6-8 ENROLLMENT RATES (5 POINTS EACH)**

	GRP.	CHARTER	DISTRICT	DIFF.	BONUS
	FRL	≥20 and <30	89.2	▼	×
	IEP	≥5 and <10	11.8	▼	×
	EL	<5	13	▼	×

**SCHOOL PROGRESS INDICATOR (NO POINTS)**

Charter school changes in Math/ELA non-proficiency.

**Non-Proficiency Rates (%)**

2019-20	2020-21	
N/A	51.5	Lacks 2 years of Math data
N/A	25.6	Lacks 2 years of ELA data