



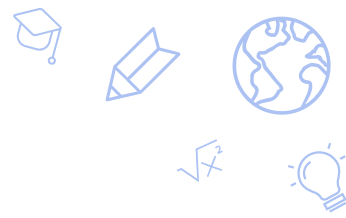
Agenda Item #12: Four-Year Graduation Rates for the Class of 2022-23




December 8, 2023



OUTLINE



- Graduation Rates Overview
- Highlights
- 4-Year Adjusted Cohort Graduation Rates (ACGR)
 - SPCSA vs. State Trend
 - SPCSA vs. Nevada Districts
 - SPCSA Schools
 - SPCSA School Changes
 - SPCSA Student Group Trends
 - SPCSA vs. State Student Groups
- Advanced or CCR Diploma Rates
- Conclusions



Overview: Adjusted Cohort Graduation Rates (ACGR)

- Schools start with a “cohort” of first-time 9th graders in a particular school year.
 - For the class of 2022-23, the cohort entered 9th grade in the 2019-20 school year.
- The cohort is “adjusted” by:
 - Adding students who transfer in after the 9th grade.
 - Subtracting students who transfer out.
- The 4-year ACGR is the percent of students in this cohort graduating within four years.
 - $ACGR = \# \text{ graduates} / (\# \text{ graduates} + \# \text{ non-graduates}) * 100$
- 4- and 5-year ACGRs are included in the annual high school NSPF (Nevada school ratings).
 - The 4-year ACGR is worth up to 25 points, while the 5-year ACGR is worth up to 5 points.
 - The Advanced or CCR Diploma measure (which uses the 4-year ACGR dataset) is worth up to 5 points.
 - The NSPF is worth a possible 100 points.



SPCSA 4-Year Graduation Rates Highlights

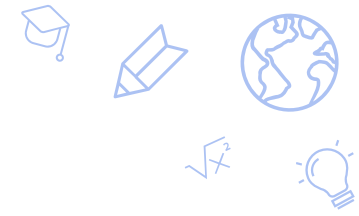
The 4-year graduation rate for the SPCSA class of 2022-23 was **83.8%**—the **fourth consecutive year** the SPCSA has **outperformed the state**.

Twenty-five SPCSA schools **outperformed the state rate**, while **twenty-two** are projected to earn the **full 25 points** under the 4-year graduation rate measure in next year's NSPF star ratings.

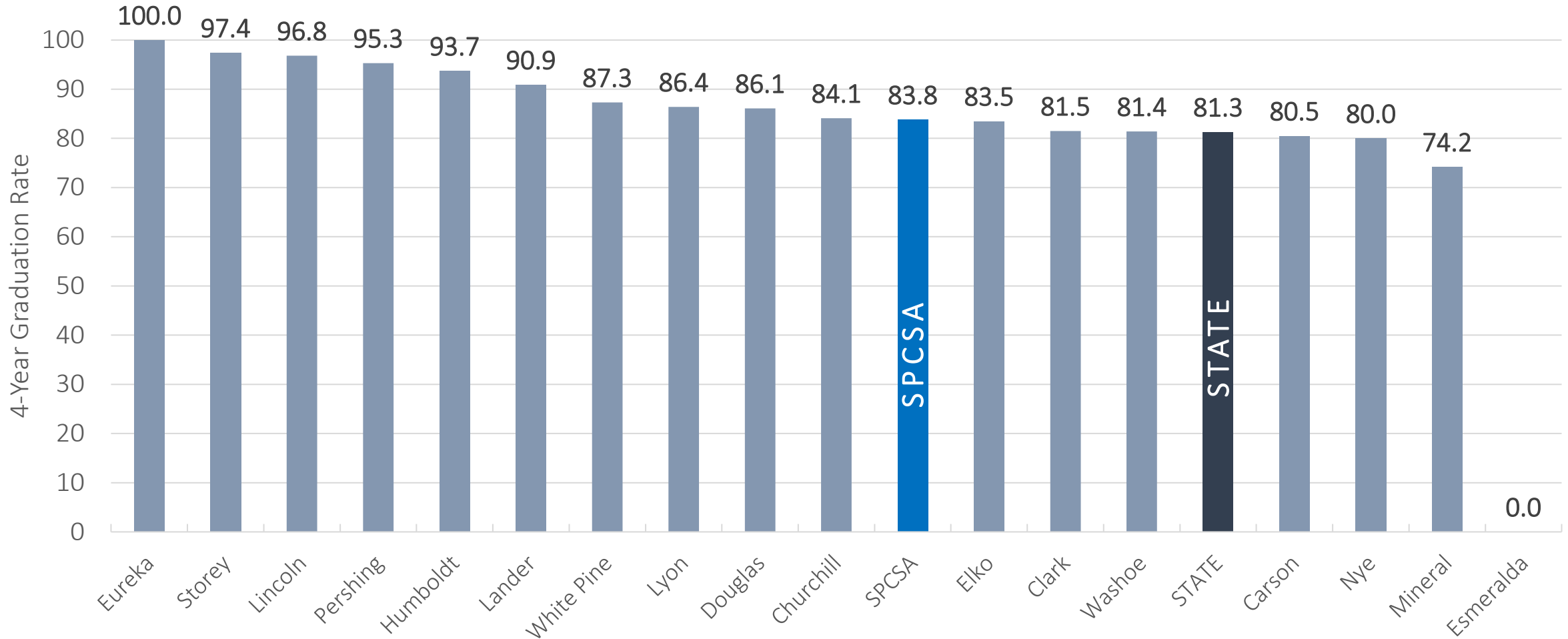
Seven SPCSA student groups **outperformed their state groups**, including various race/ethnicity categories, Students with Disabilities (IEP), and English Language Learners (ELL).

More than half of SPCSA graduates were awarded a more rigorous **Advanced or College and Career Ready (CCR)** diploma.

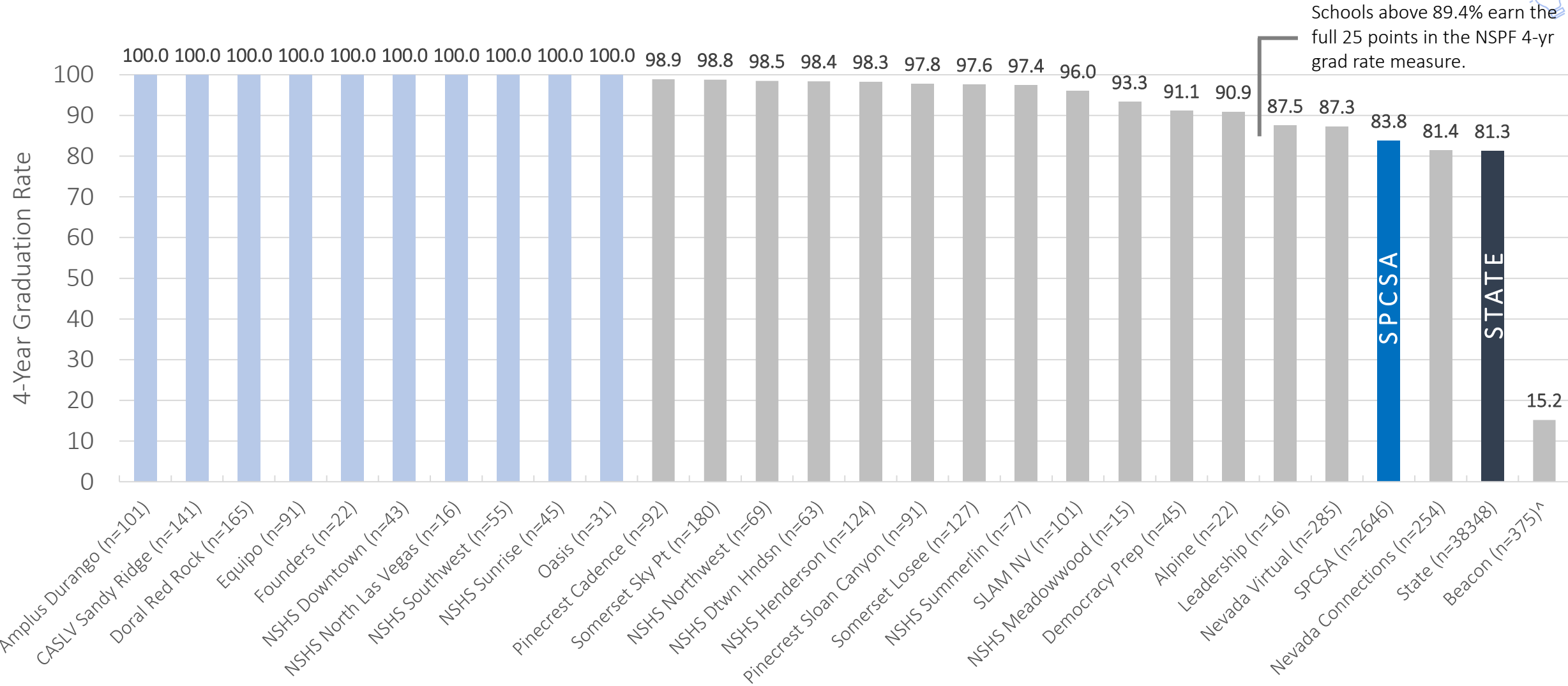
SPCSA vs. State: 4-Year Graduation Rate Trend



SPCSA vs. Nevada: Class of 2022-23 4-Year Graduation Rates




SPCSA Schools: Class of 2022-23 4-Year Graduation Rates



Schools above 89.4% earn the full 25 points in the NSPF 4-yr grad rate measure.

The n-sizes displayed are the sum of graduates plus non-graduates. State data were retrieved from the [Nevada Accountability Portal](#). Rates were calculated and truncated to one decimal place. ^Beacon serves a unique population of at-risk students and is the only SPCSA school rated on the NDE's Alternative Performance Framework.

SPCSA Schools: Changes in 4-Year Graduation Rates

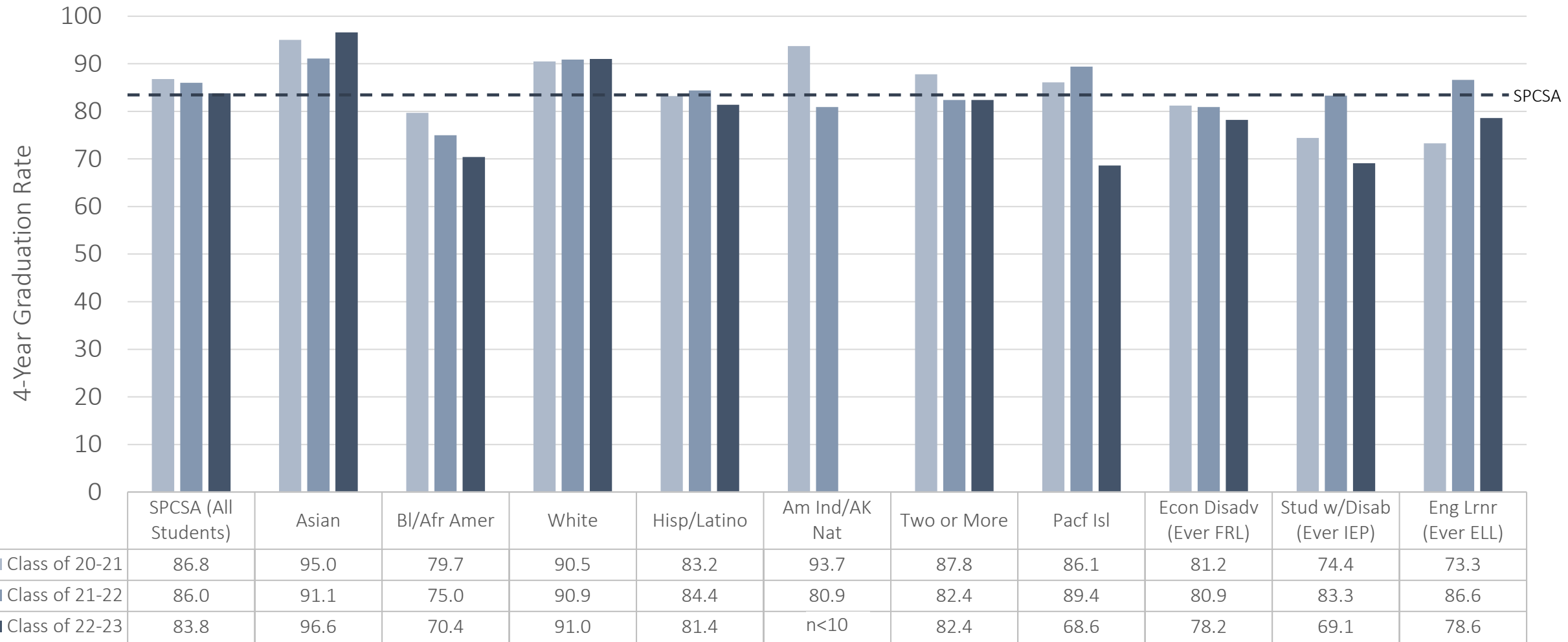



School	2021-22 Rate	2022-23 Rate	Change
Democracy Prep	86.3	91.1	▲ 4.8
NSHS Sunrise	97.4	100.0	▲ 2.6
Amplus Durango	97.6	100.0	▲ 2.4
Pinecrest Cadence	97.5	98.9	▲ 1.4
NSHS Southwest	98.7	100.0	▲ 1.3
NV Virtual	86.0	87.3	▲ 1.3
Doral Red Rock	99.1	100.0	▲ 0.9
NV Connections Acad	80.6	81.4	▲ 0.8
Somerset Sky Pointe	98.0	98.8	▲ 0.8
NSHS Dtwm Hndsn	97.7	98.4	▲ 0.7
NSHS Northwest	98.3	98.5	▲ 0.2
Somerset Losee	97.4	97.6	▲ 0.2
CASLV Sandy Ridge	100.0	100.0	▬ 0.0
Equipo Acad	100.0	100.0	▬ 0.0
Founders Acad	100.0	100.0	▬ 0.0
NSHS Downtown	100.0	100.0	▬ 0.0
NSHS Henderson	98.3	98.3	▬ 0.0
Oasis Acad	100.0	100.0	▬ 0.0

School	2021-22 Rate	2022-23 Rate	Change
STATE	81.7	81.3	▼ -0.4
NSHS Summerlin	97.9	97.4	▼ -0.5
SLAM NV	98.1	96.0	▼ -2.1
SPCSA	86.0	83.8	▼ -2.2
Beacon^	17.8	15.2	▼ -2.6
Alpine Acad	97.0	90.9	▼ -6.1
NSHS Meadowood	100.0	93.3	▼ -6.7
Leadership Acad	96.4	87.5	▼ -8.9
NSHS North Las Vegas	N/A	100.0	N/A
Pinecrest Sloan Cryn	N/A	97.8	N/A

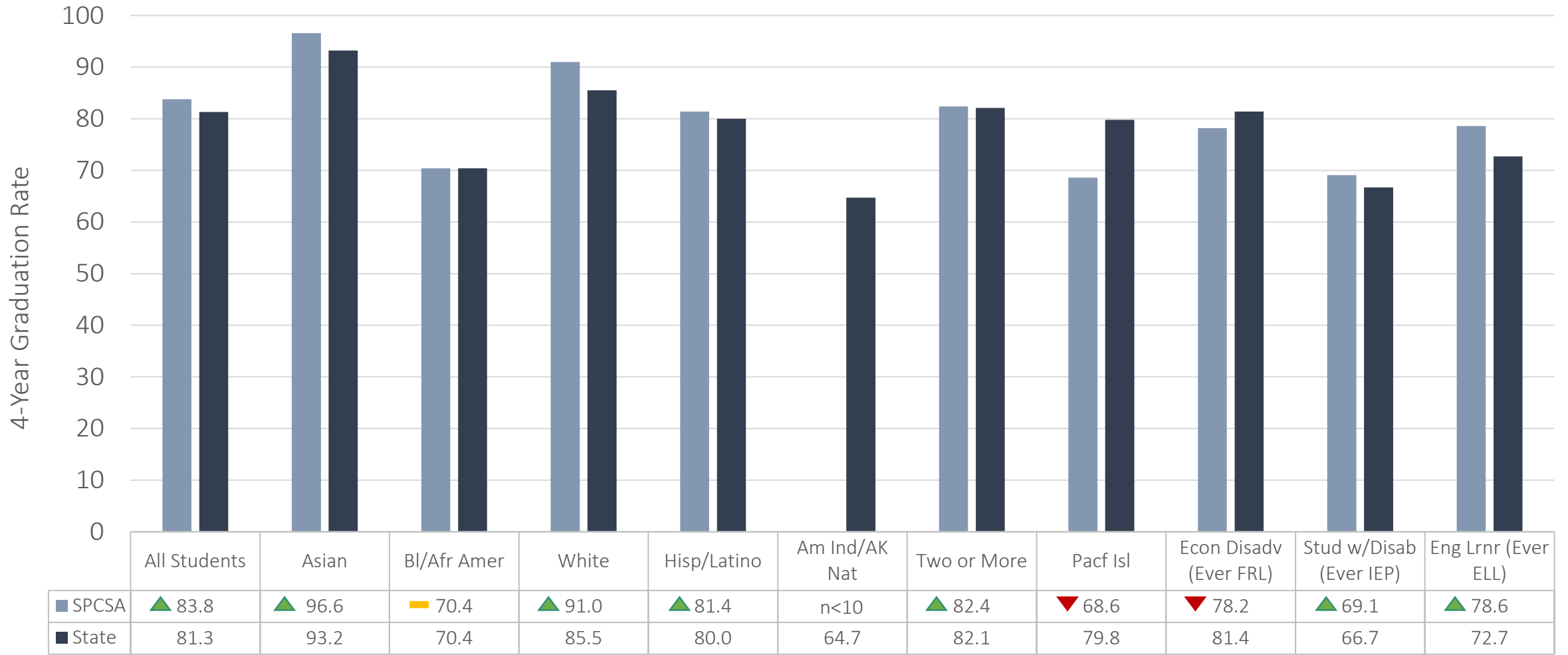
Change is percentage point difference between class of 2021-22 and 2022-23 4-year adjusted cohort graduation rates (ACGR). State data were retrieved from the [Nevada Accountability Portal](#). Up triangles (green) signify positive change, dashes (yellow) no change, and down triangles (red) negative change. ^Beacon serves a unique population of at-risk students and is the only SPCSA school rated on the NDE's Alternative Performance Framework.

SPCSA Student Groups: 4-Year Graduation Rate Trends

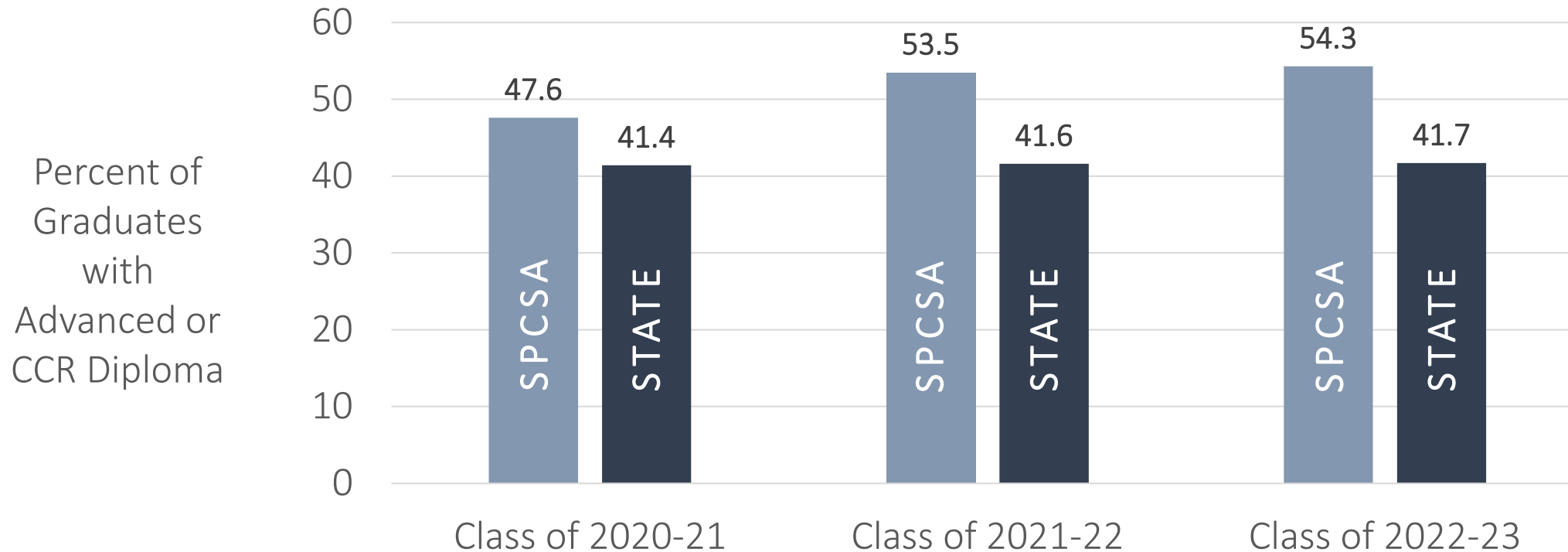
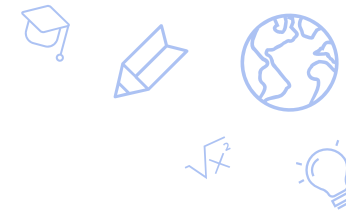


The dashed line represents the SPCSA overall rate for the class of 2022-23, for ease of comparison. “Ever” denotes students were part of that population during their high school career.

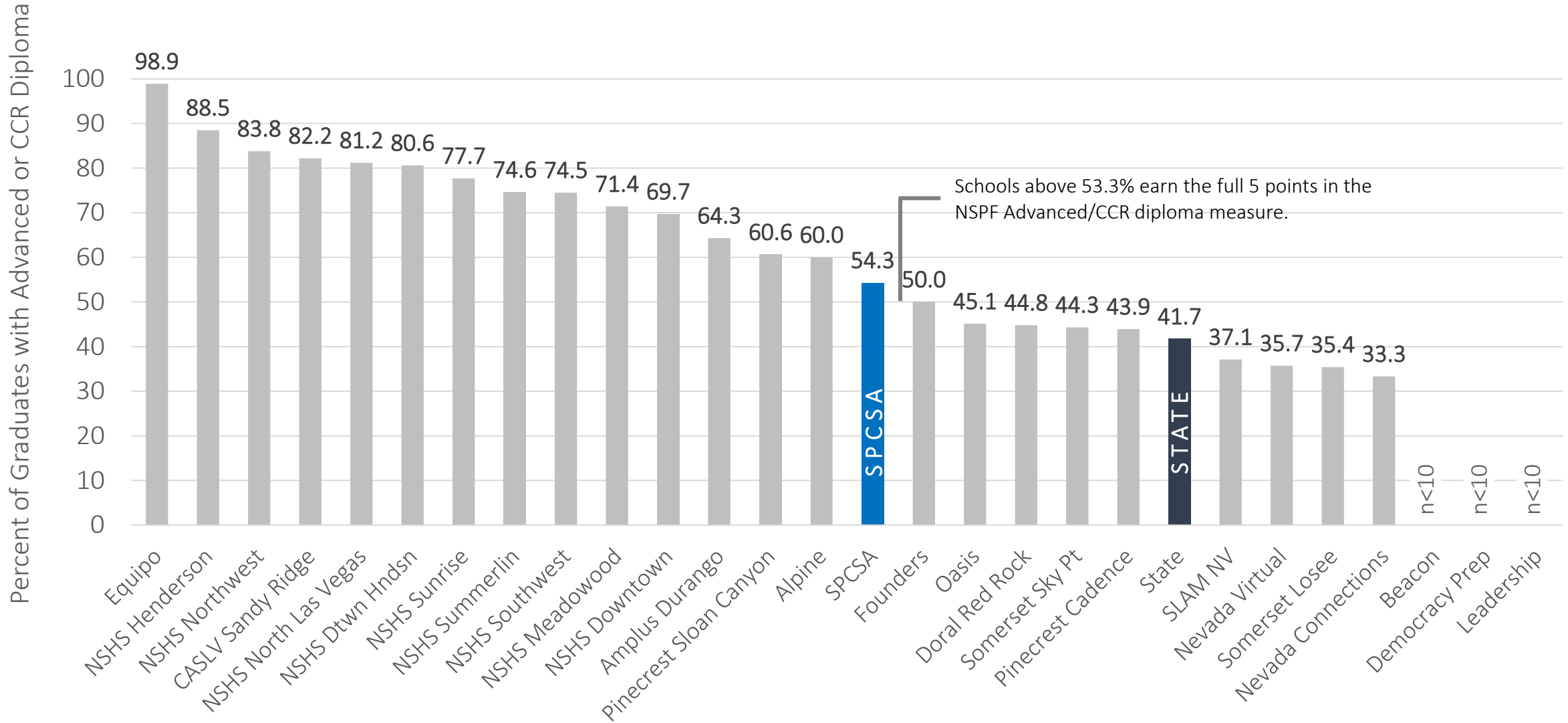
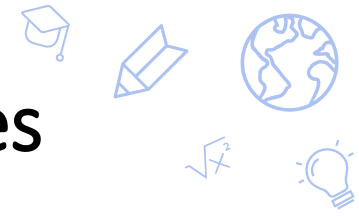
SPCSA vs. State Student Groups: Class of 2022-23 4-Year Graduation Rates



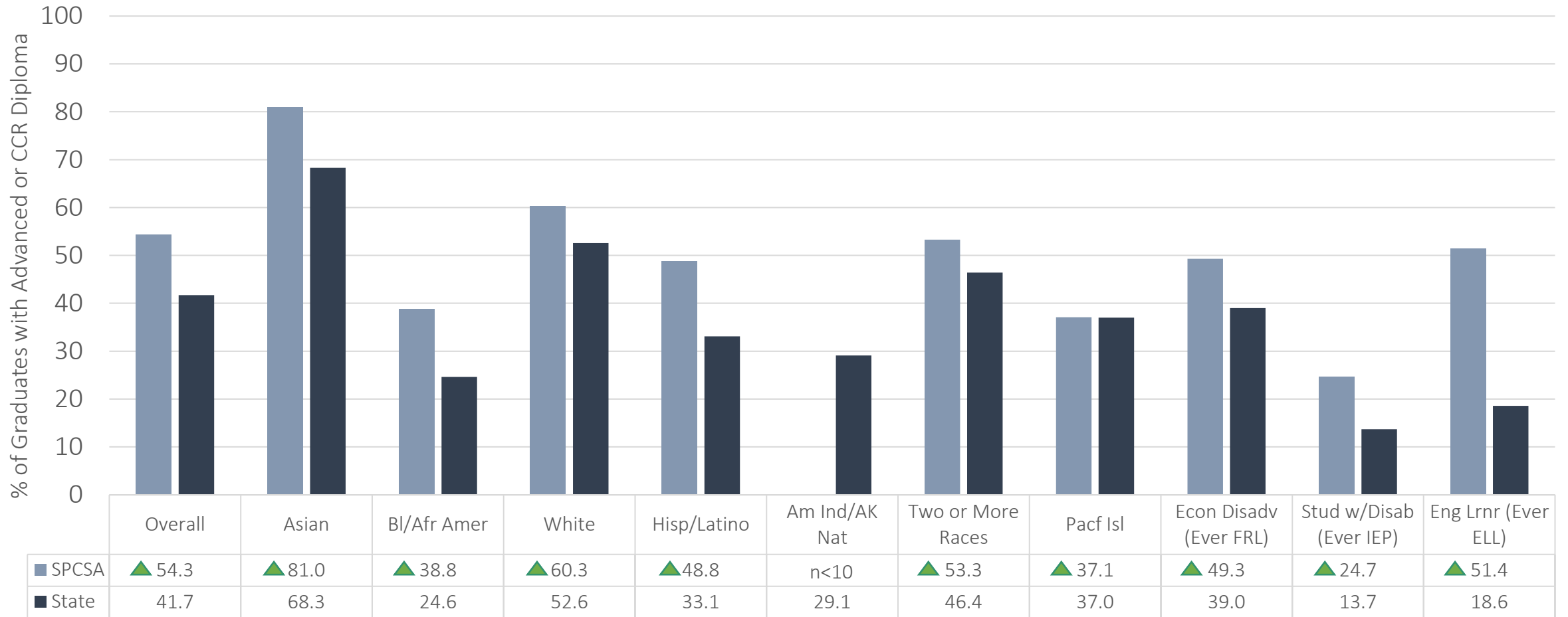
SPCSA vs. State: Advanced or CCR Diploma Rates



SPCSA Schools: Class of 2022-23 Advanced/CCR Diploma Rates



SPCSA Student Groups: 2022-23 Advanced or CCR Diploma Rates



Data retrieved from the [Nevada Accountability Portal](#). Rates were calculated and truncated to one decimal place by the SPCSA. To protect student privacy, rates for population sizes less than 10 are displayed as n<10. CCR is College and Career Ready. Up triangles (green) signify a SPCSA rate above the state group. The Nevada Advanced and CCR Diplomas include additional requirements beyond the Nevada Standard Diploma. Nevada diploma requirements can be found [here](#).



SPCSA Graduation Rates Conclusions

Highlights

- The 4-year graduation rate for the SPCSA class of 2022-23 was 83.8%—the fourth consecutive year the SPCSA has outperformed the state.
- Twenty-five SPCSA schools outperformed the state rate, while twenty-two are projected to earn the full 25 points under the 4-year graduation rate measure in next year’s NSPF star ratings.
- Seven SPCSA student groups outperformed their state groups, including various race/ethnicity categories, Students with Disabilities (IEP), and English Language Learners (ELL).
- More than half of SPCSA graduates were awarded a more rigorous Advanced or College and Career Ready (CCR) diploma.

Considerations

- Overall SPCSA and student group 4-year graduation rates are influenced by students attending Beacon Academy, which serves a unique population of at-risk students and is the only SPCSA school rated on the NDE’s Alternative Performance Framework.

Thank you!

charterschools.nv.gov

