



Agenda Item #10: Academic Performance Ratings

- a. Nevada School Performance Framework (NSPF) Results
- b. SPCSA Academic Performance Framework Results



Agenda Item #11: Academic Performance Recommendations

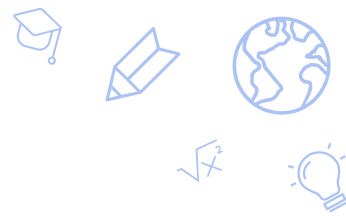
- a. Removal of Prior Notices for Academic Performance
- b. Issuance of Notices of Concern for Academic Performance
- c. No action



November 3, 2023



Fall 2023 Data Presentations to the Authority



OCTOBER 13, 2023

- Authority discussion/action on academic performance Notice options.

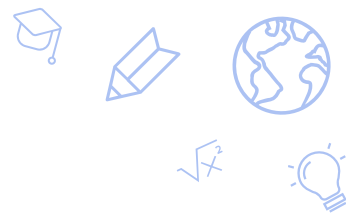
NOVEMBER 3, 2023

- 2022-23 NSPF and SPCSA Academic Performance Framework results.
- Recommended Authority action regarding academic performance.

DECEMBER 8, 2023

- 2023-24 validation day enrollment data.
- 4-year graduation rates.

Presentation Outline



Agenda Item #10 – Academic Performance Ratings

a. 2022-23 Nevada School Performance Framework (NSPF) results

- The Nevada School Performance Framework (NSPF) rating system aligns with federal law requiring states use a school rating system. Each September, the Nevada Dept. of Education (NDE) calculates NSPF star ratings for all public schools.

b. 2022-23 SPCSA Academic Performance Framework results

- An Academic Performance Framework is required by Nevada state law in all charter school contracts. Each November, SPCSA staff calculate SPCSA Academic Performance Framework ratings based on NSPF and charter school-specific measures, which provide additional information relevant to authorizing decisions.
- **Recommended action: Adopt the 2022-23 SPCSA Academic Performance Framework results.**

Agenda Item #11 – Academic Performance Recommendations

- Recommended Action: Removal of Prior Notices for Academic Performance**
- Recommended Action: Issuance of Notices of Concern for Academic Performance**
- No Action Recommended

Item 10 – Academic Performance Ratings

a. 2022-23 Nevada School Performance Framework (NSPF) results



Nevada School Performance Framework (NSPF) Refresher



- The federal Every Student Succeeds Act (ESSA) requires each state to use an accountability system to annually rate all public schools within that state. ESSA also requires states to use their accountability system to identify low performing schools and schools with low performing student groups.
- The NSPF meets those requirements by issuing an annual index score and corresponding star rating to schools based on performance in various measures. The NDE uses the NSPF to identify schools with low performance and/or low performing student groups.

Elementary

INDICATOR/MEASURES	POINTS
Academic Achievement Indicator	25
Pooled Proficiency Measure	20
Read-by-Grade-3 Measure	5
Growth Indicator	35
Math Median Growth Percentile (MGP) Measure	10
ELA MGP Measure	10
Math Adequate Growth Percentile (AGP) Measure	7.5
ELA AGP Measure	7.5
English Language Proficiency Indicator	10
WIDA AGP Measure	10
Closing Opportunity Gaps Indicator	20
Math Closing Opportunity Gaps Measure	10
ELA Closing Opportunity Gaps Measure	10
Student Engagement Indicator	10
Chronic Absenteeism Measure	10

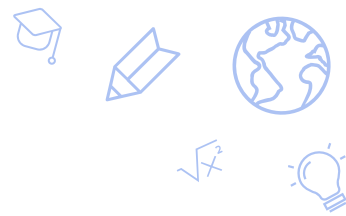
Middle

INDICATOR/MEASURES	POINTS
Academic Achievement Indicator	25
Pooled Proficiency Measure	25
Growth Indicator	30
Math Median Growth Percentile (MGP) Measure	10
ELA MGP Measure	10
Math Adequate Growth Percentile (AGP) Measure	5
ELA AGP Measure	5
English Language Proficiency Indicator	10
WIDA AGP Measure	10
Closing Opportunity Gaps Indicator	20
Math Closing Opportunity Gaps Measure	10
ELA Closing Opportunity Gaps Measure	10
Student Engagement Indicator	15
Chronic Absenteeism Measure	10
Academic Learning Plans Measure	2
8 th Grade Credit Requirements (NAC 389) Measure	3

High


INDICATOR/MEASURES	POINTS
Academic Achievement Indicator	25
Math Proficiency Measure	10
ELA Proficiency Measure	10
Science Proficiency Measure	5
Graduation Rates Indicator	30
4-year ACGR Measure	25
5-year ACGR Measure	5
English Language Proficiency Indicator	10
WIDA AGP Measure	10
College and Career Readiness Indicator	25
Post-Secondary Preparation Participation Measure	10
Post-Secondary Preparation Completion Measure	10
Advanced/CCR Diploma Measure	5
Student Engagement Indicator	10
Chronic Absenteeism Measure	5
9 th Grade Credit Sufficiency Measure	5

Nevada School Performance Framework (NSPF) Refresher

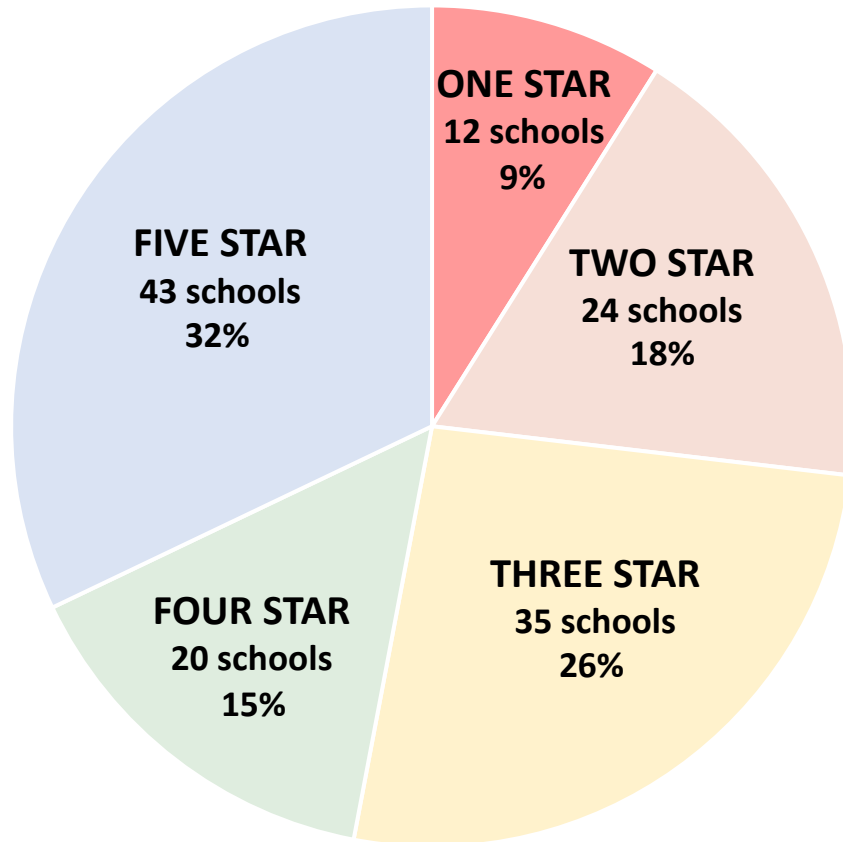


- Due to COVID-19, the US Department of Education waived the requirement for states to issue school ratings in the 2019-20 and 2020-21 school years.
 - The NDE provided some NSPF-related data for these years, but they were unofficial / incomplete, and came with various disclaimers regarding the impacts of COVID-19 on learning and low assessment participation rates.
- For the 2021-22 NSPF, the NDE published NSPF index scores but did not calculate corresponding star ratings. Low performing schools/student groups were not identified.
- For the 2022-23 NSPF, the NDE resumed standard calculation of NSPF star ratings and identification of low performing schools/student groups.
 - These are the first official NSPF star ratings and school identifications since the 2018-19 school year.

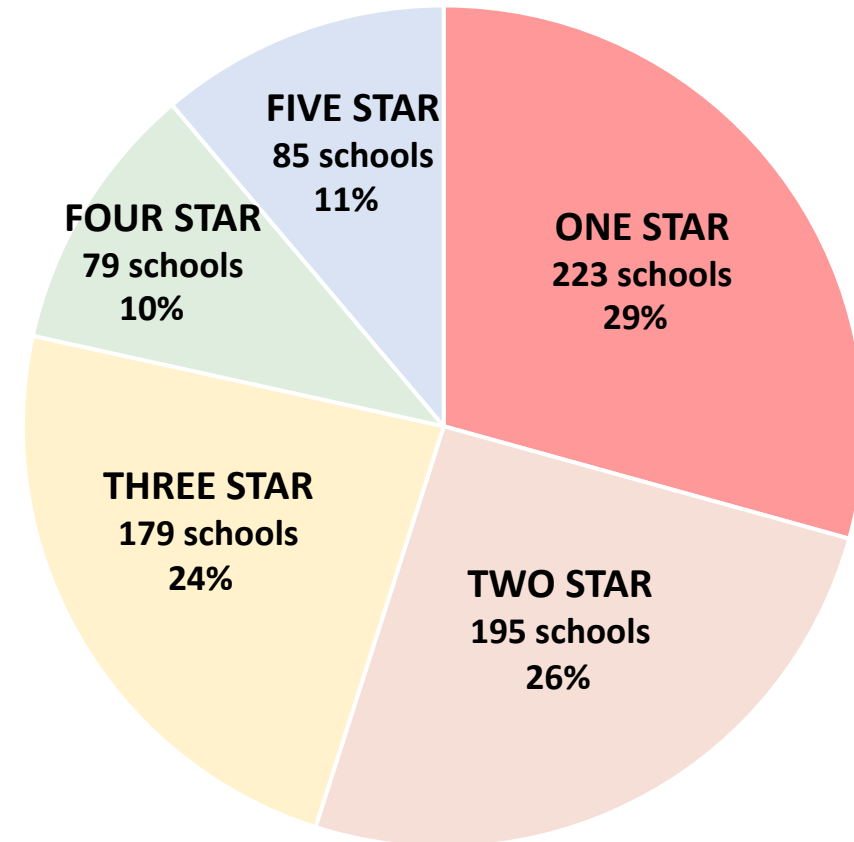
SPCSA vs. State: NSPF Star Rating Overview



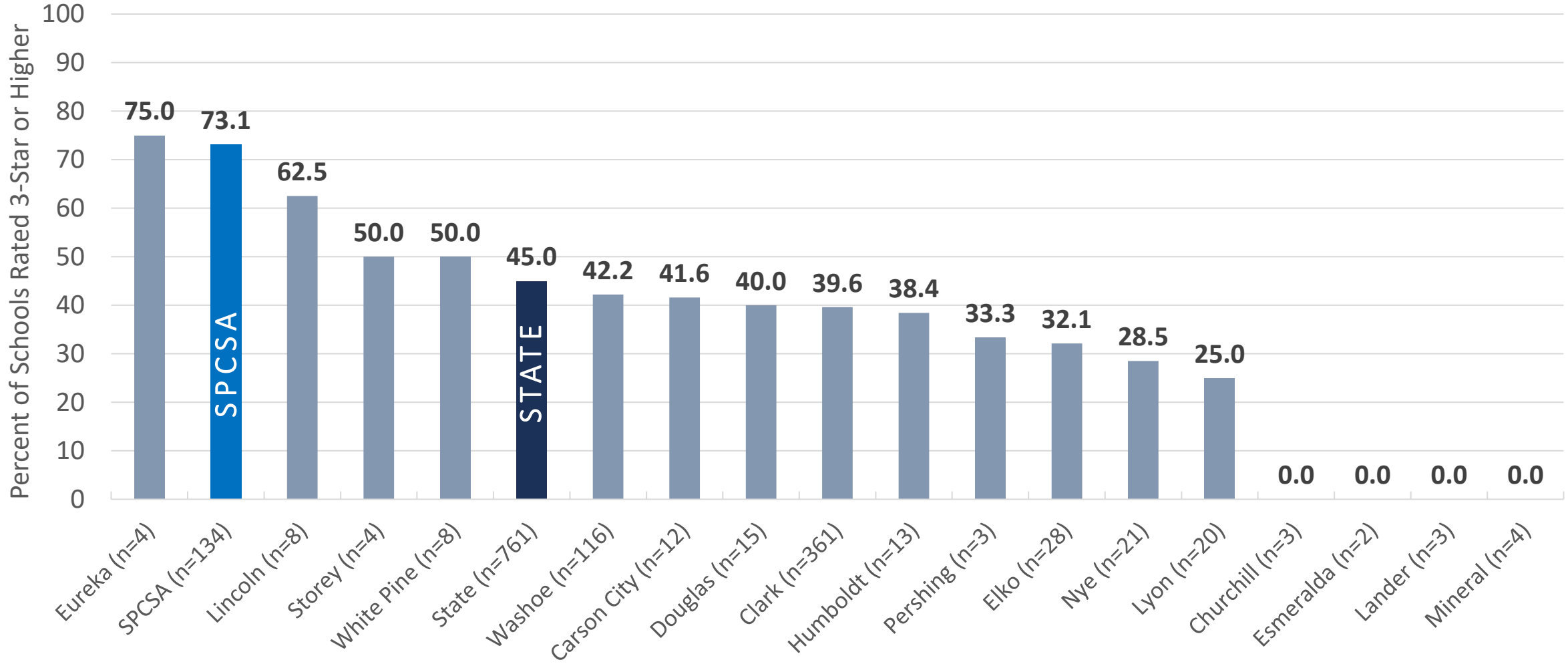
SPCSA




STATE



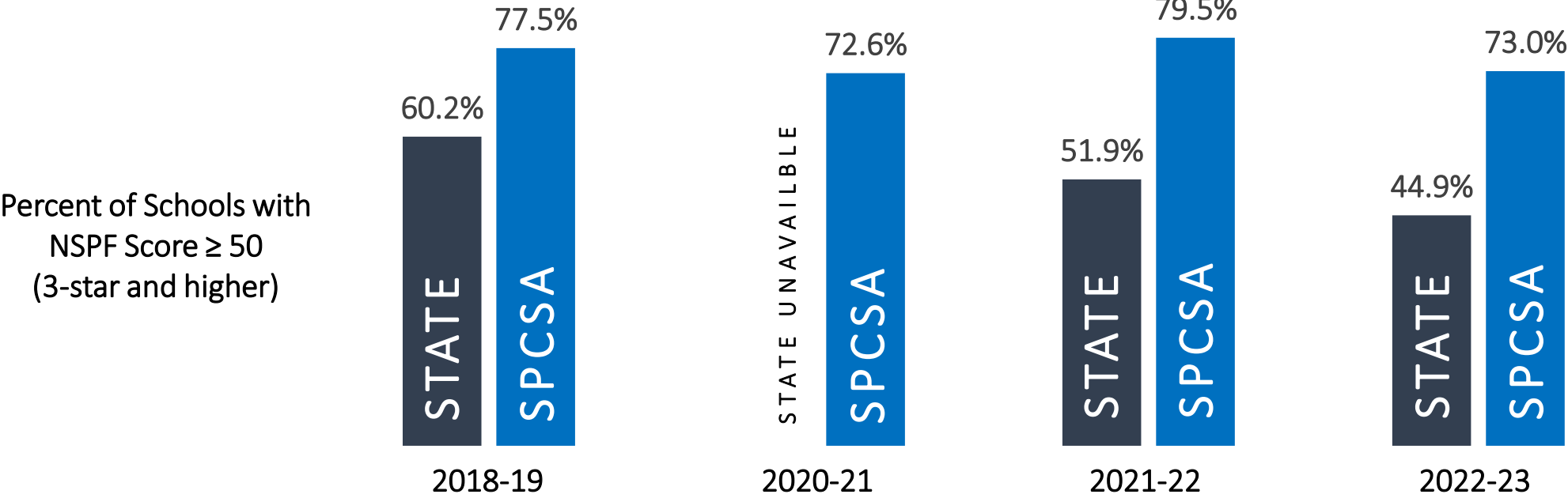
SPCSA vs. Nevada Districts: Schools with 3-Star or Higher NSPF Rating



Data retrieved from the [Nevada Accountability Portal](#) for the 2022-23 school year NSPF. Only schools that met requirements to receive an NSPF rating (rules found [here](#) on pages 6-7) are included. SPCSA schools are included in the state data. One “school” may contain multiple levels (elementary, middle, high). Labels indicate total count of schools included for each district.




SPCSA vs. State: NSPF Score Trends



NSPF Timeline, by School Year

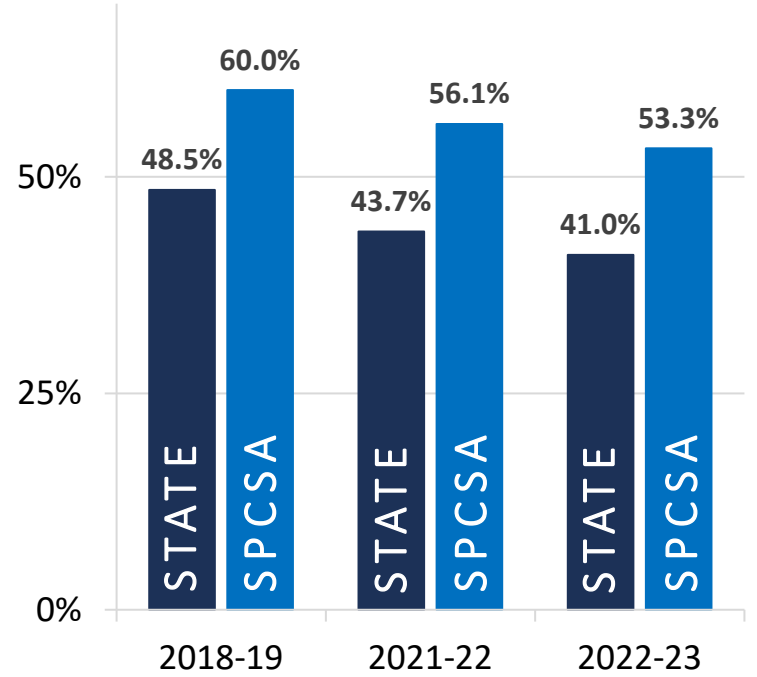
- 2018-19: Official NDE NSPF index scores / star ratings.
- 2019-20: US Dept. of Education waiver – NSPF data unavailable due to COVID.
- 2020-21: US Dept. of Education waiver – NSPF data available but index scores / star ratings not calculated. SPCSA performed unofficial calculations.
- 2021-22: NDE calculated NSPF index scores, but not corresponding star ratings.
- 2022-23: Official NDE NSPF index scores / star ratings.



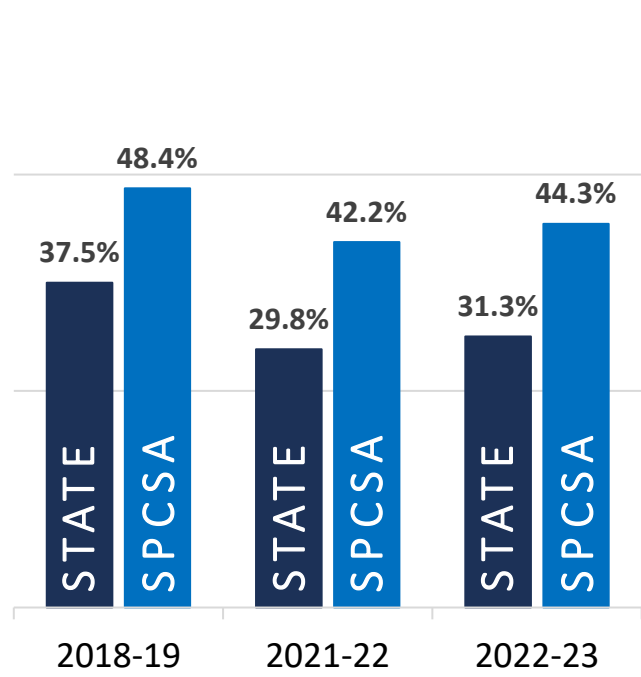
SPCSA vs. State: Smarter Balanced Proficiency Trends

Proficiency is worth up to 25 points in the elementary and middle NSPFs.

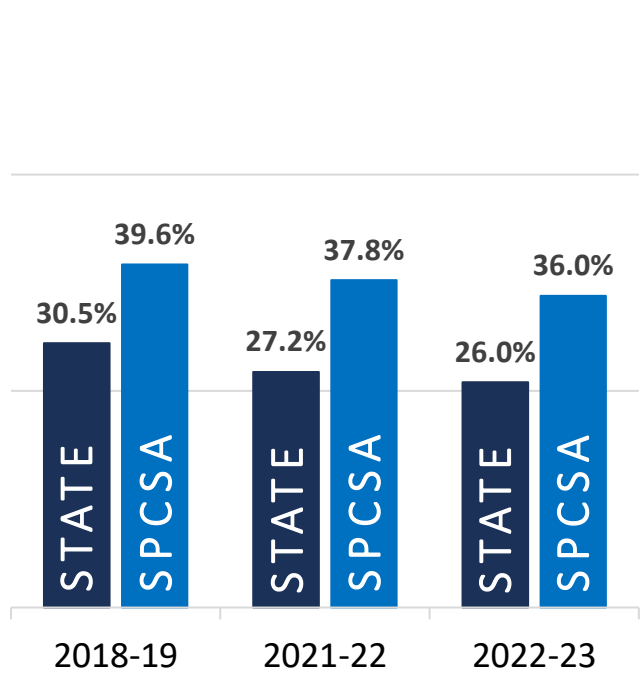
ELA (grades 3-8)



MATH (grades 3-8)

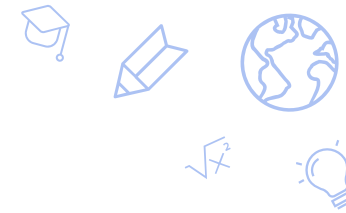


SCIENCE (grades 5 and 8)

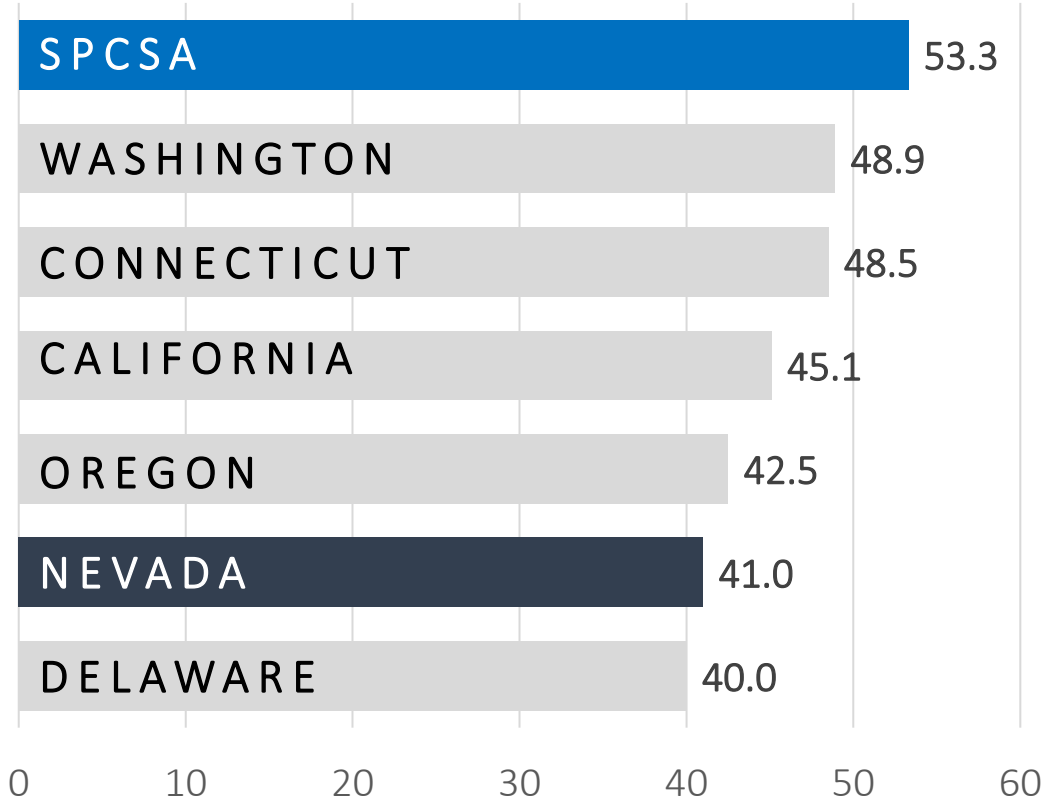


**SPCSA proficiency rates have generally decreased over time but outperform the state.
SPCSA student group rates are mixed year over year, but generally outperform the state.**

SPCSA vs. Nation: Smarter Balanced Proficiency

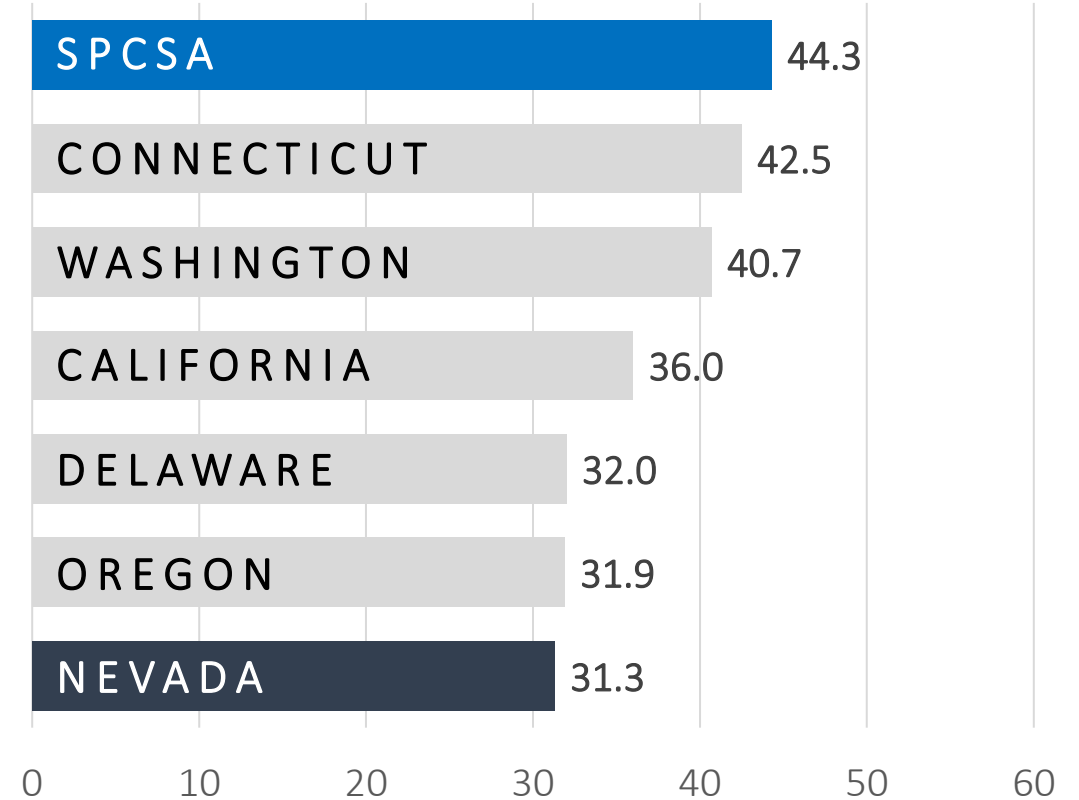


ELA Proficiency




Note SPCSA high of 60.0% in 2018-19.

Math Proficiency

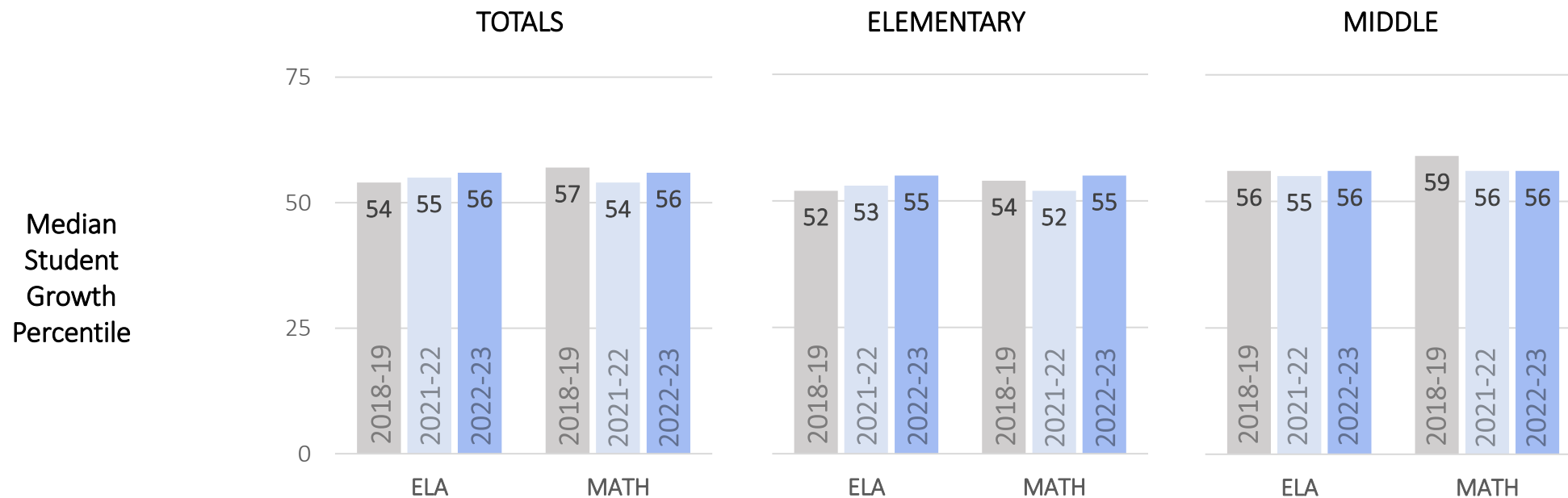


Note SPCSA high of 48.4% in 2018-19.




SPCSA NSPF Median Growth Percentiles Trend

- The NDE typically uses two consecutive years of a student’s Smarter Balanced assessment data to calculate student growth.
- The NDE calculates how much growth a student has made—compared to their peers—via a Student Growth Percentile (SGP) from 1 to 99. An SGP of 75 means a student has shown more growth than 75% of their peers.
- A school Median Growth Percentile (MGP) is the median of all student SGPs.
- Median growth is worth up to 20 points in the elementary and middle school NSPFs.

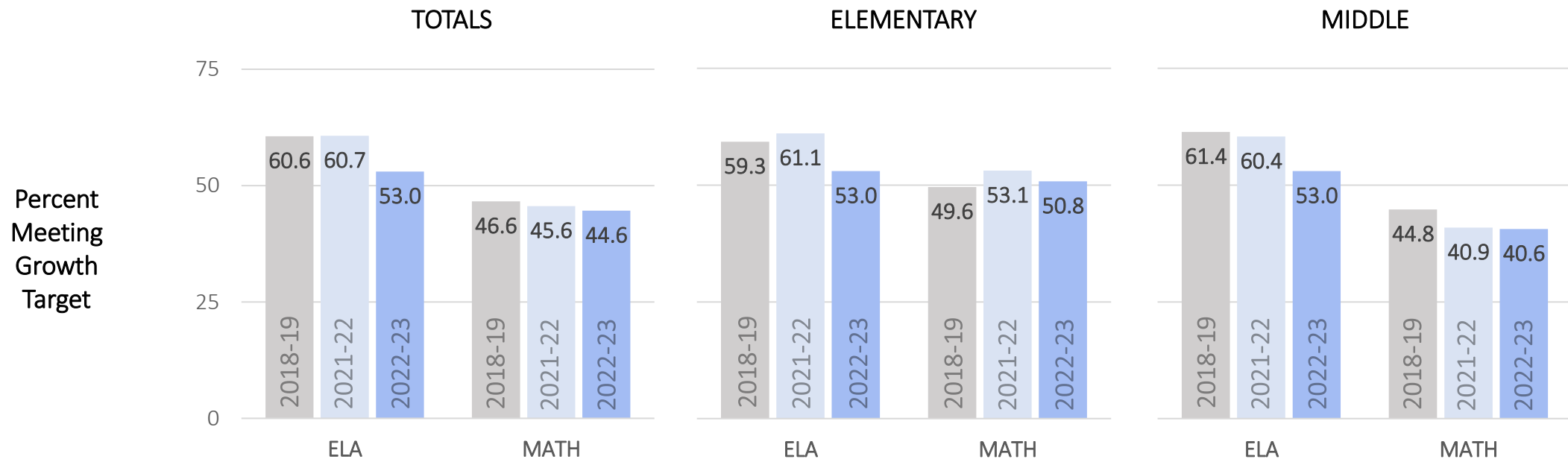


Generally, median growth has either held steady or increased over time.



SPCSA NSPF Meeting Growth Targets Trend

- The NDE uses Adequate Growth Percentiles (AGP) to determine if a student has made enough growth to be on track to remain or become proficient.
- A school AGP rate is the percent of students meeting their growth target. If a student meets their target, they are on track to remain or become proficient.
- Adequate Growth Percentiles is worth up to 15 points in the elementary school NSPF and up to 10 points in the middle school NSPF.



Generally, the percent of students meeting their growth targets has decreased over time.

Joe Lombardo
Governor

Jhone M. Ebert
Superintendent of
Public Instruction



Southern Nevada Office
2080 E. Flamingo Rd, Ste 210
Las Vegas, Nevada 89119-0811
Phone: (702) 486-6458
Fax: (702) 486-6450

STATE OF NEVADA
DEPARTMENT OF EDUCATION
700 E. Fifth St. | Carson City, Nevada 89701-5096
Phone: (775) 687-9200 | www.doe.nv.gov | Fax: (775) 687-1116

NDE Memo Regarding Growth Data

Per NDE, 2022-23 school year growth data was impacted by:

- “substantial [assessment] non-participation in 2021”
- “the negative impact on student scores due to pandemic disruptions to testing”

The NDE further states:

- “The Nevada Growth scores continue to provide an accurate picture of student Growth given the impact of the COVID-19 pandemic.”

TO: District Superintendents
State Public Charter School Authority

FROM: Jhone M. Ebert, Superintendent of Public Instruction

DATE: September 2023

SUBJECT: SBAC Growth Scores

The Department of Education has received inquiries related to this year’s Growth scores and the language in the file layout that is provided to all school districts. Based on these inquiries, the Nevada Department of Education (Department) has investigated concerns raised by stakeholders and has identified the root cause of those concerns.

The attached information is intended to provide information around the Growth Measure and the student-level Growth Targets on the Elementary and Middle School preliminary Nevada School Performance Framework (NSPF). It is important to remember that the Nevada Growth Model has not changed; it is the same Nevada Growth Model approved by stakeholders and the United States Department of Education (USDOE) and used in the Nevada School Performance Framework to generate Star Ratings in 2018, 2019, and 2023. The question then can be asked, if the Growth Model has not changed, what might be causing the fluctuations in this year’s Growth scores? The attached document, “Student Growth Targets” details what we are seeing. The two major factors amplifying the data are: 1) substantial non-participation in 2021 and 2) the negative impact on student scores due to pandemic disruptions to testing.

In addition, the Department acknowledges a legitimate concern involving explanatory language found in the file layout. After looking into this, the Department has taken the action needed to modify the explanatory language to address and resolve the concern. As with the calculation criteria already mentioned, this is the same language provided to districts in previous years but only came under question this year because of the visible pandemic related data effects on Growth scores. While this language did not represent an obstacle in calculating Growth scores, it certainly did affect an understanding and interpreting of this year’s Growth scores. We apologize for any confusion this language caused and can confirm this language has already been edited to describe that data point more accurately. The Nevada Growth scores continue to provide an accurate picture of student Growth given the impact of the COVID-19 pandemic.

If needed, please do not hesitate to contact Peter Zutz directly, pzutz@doe.nv.gov. Thank you for your patience and understanding.

cc: Ann Marie Dickson, Deputy Superintendent, Student Achievement Division
Peter Zutz, Director, Peter Zutz, Director, Assessment, Data, and Accountability Management (ADAM)

Attachment

Item 10 – Academic Performance Ratings

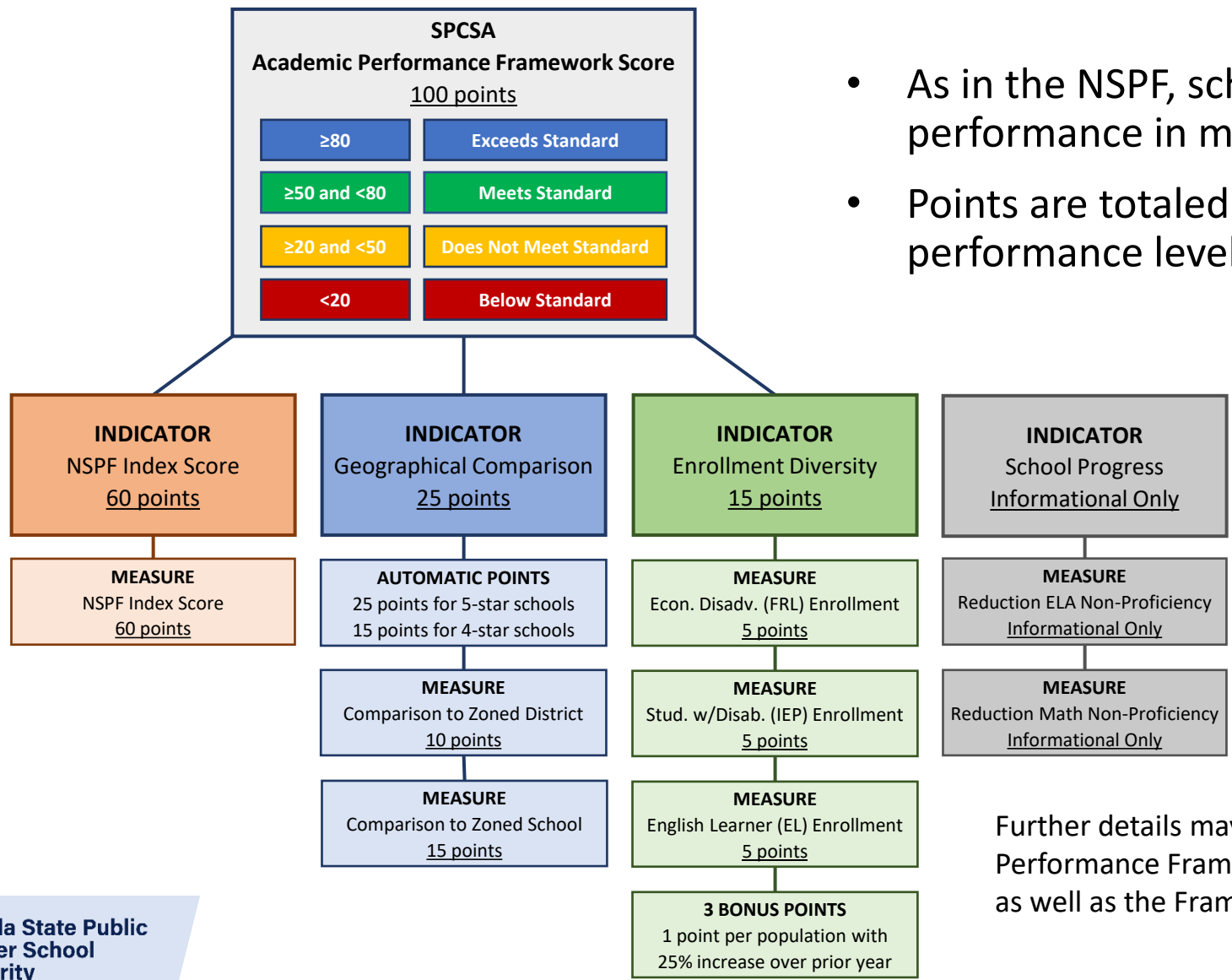
b. 2022-23 SPCSA Academic Performance Framework results



SPCSA Academic Performance Framework Refresher



- As in the NSPF, schools earn points based on performance in measures/indicators.
- Points are totaled and tied to one of four performance levels (ratings).

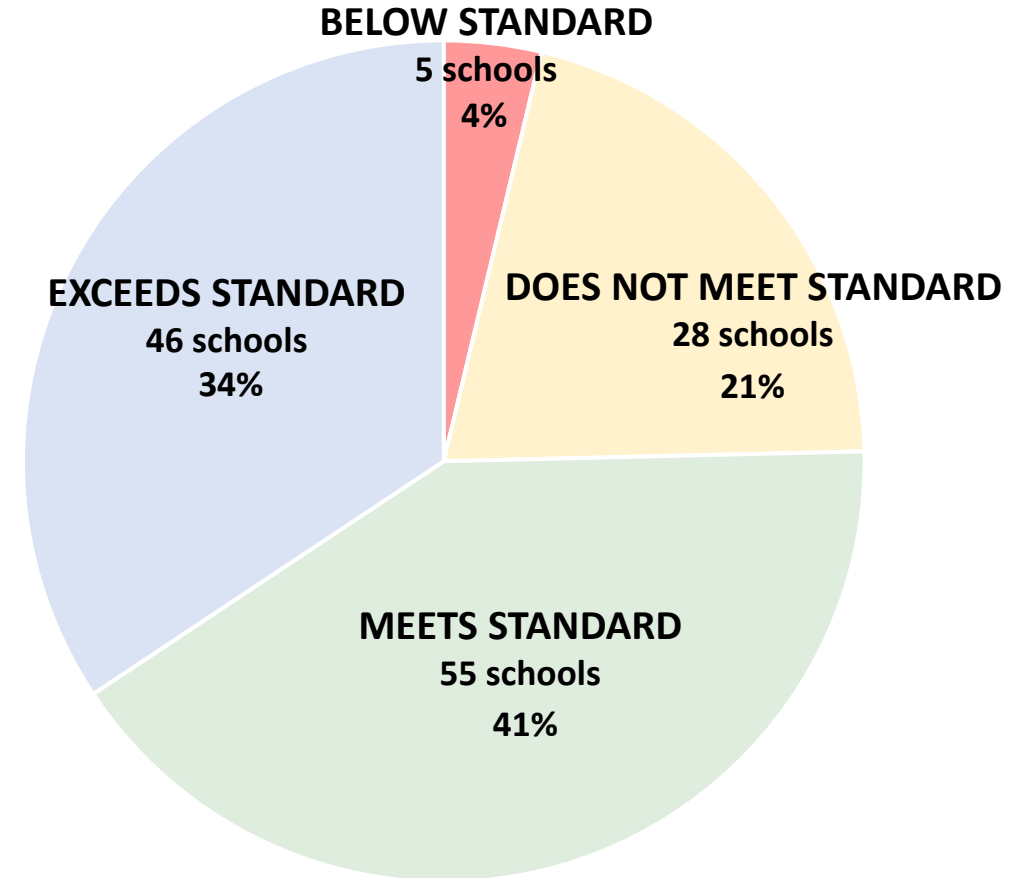


Further details may be found in the SPCSA's Academic Performance Framework training [presentation](#) and [recording](#), as well as the Framework [Technical Guide](#).

2022-23 SPCSA Academic Performance Framework Ratings

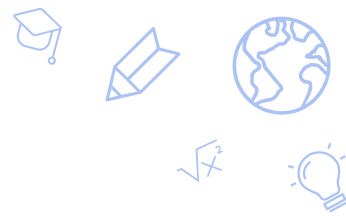


SPCSA Academic Performance Framework Score/Rating <u>100 points possible</u>	
SCORE	RATING
≥80	Exceeds Standard
≥50 and <80	Meets Standard
≥20 and <50	Does Not Meet Standard
<20	Below Standard



Note in the 2021-22 Academic Performance Framework, 83% of schools received a Meets or Exceeds rating (this year about 75%).

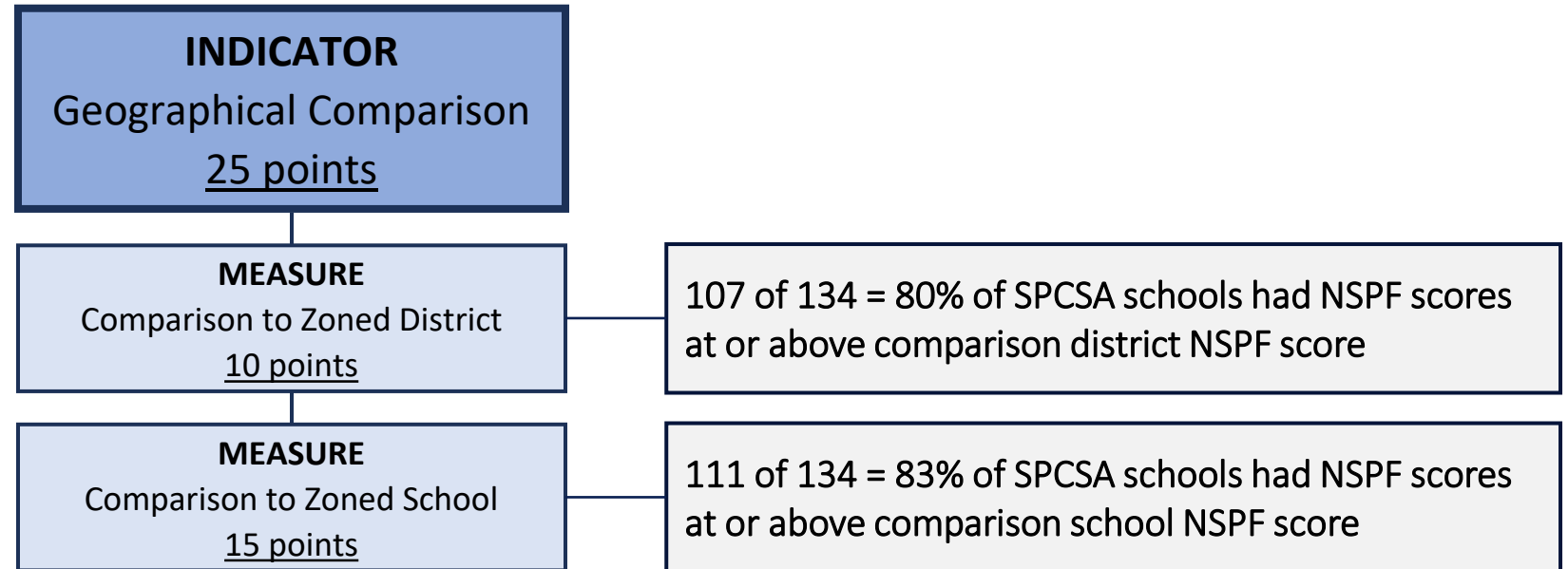
2022-23 SPCSA Academic Performance Framework Ratings



Comparison of charter school NSPF performance to that of zoned district and school.

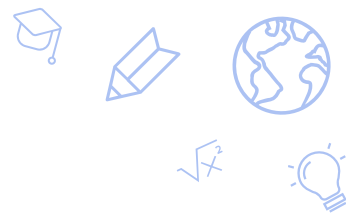
Provides information on charter school performance in context of local schools.

Aligned with SPCSA Strategic Plan goals to provide families with access to high-quality schools and ensure every SPCSA student succeeds – including those from historically underserved student groups.



The zoned school is the local district school zoned for the charter school physical address. Data exclude schools that did not receive a rating. Requirements to receive an SPCSA Academic Performance Framework score and rating are found [here](#). One “school” may contain multiple levels (elementary, middle, high).

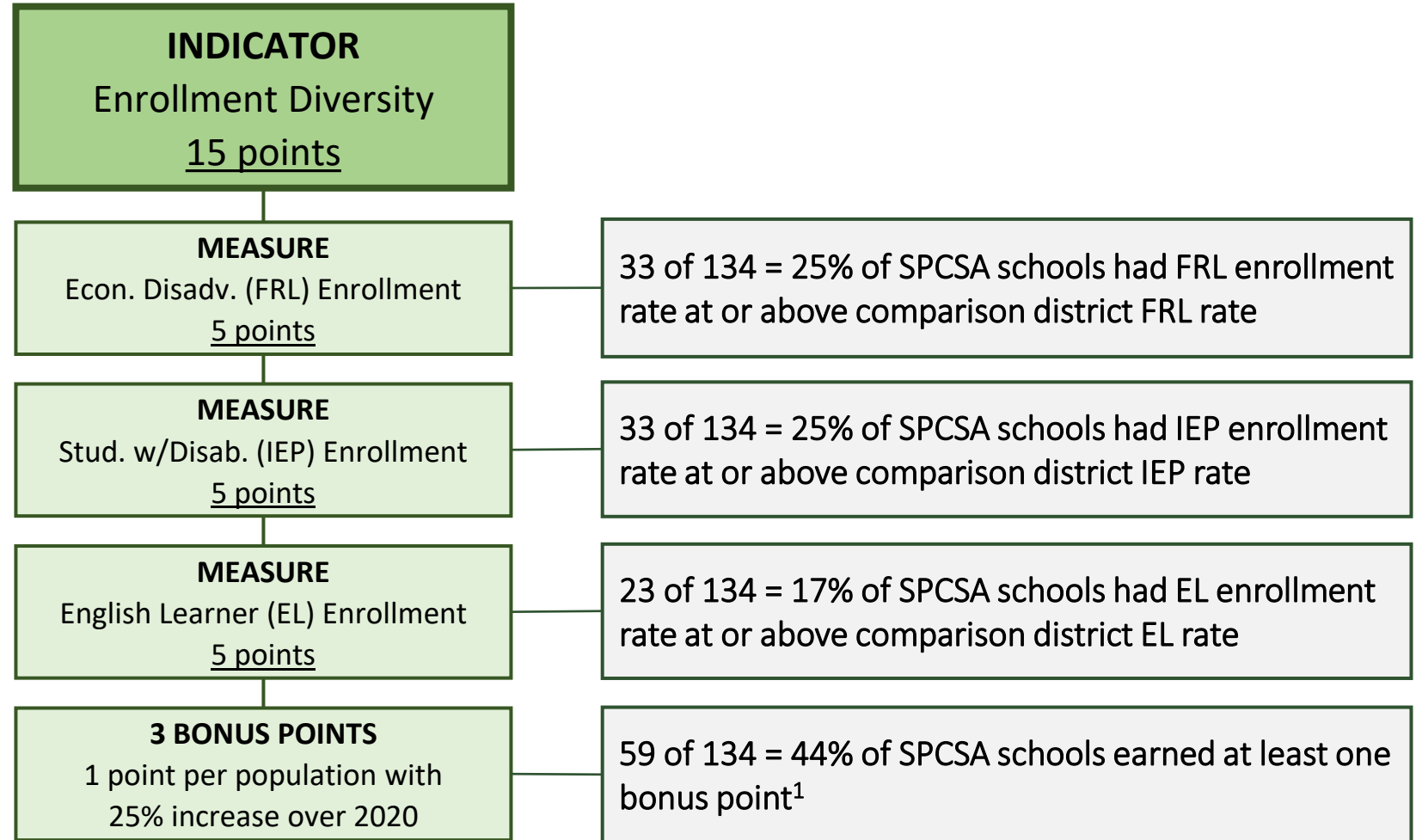
2022-23 SPCSA Academic Performance Framework Ratings



Comparison of FRL, IEP, and ELL enrollment rates between SPCSA school and zoned district.

Aligned with SPCSA Strategic Plan goal to increase diversity of students served by SPCSA schools.


Incentivizes schools to serve a population representative of Nevada.



Recommendation to Adopt Academic Performance Framework Ratings



- **Recommended action:** Adopt the 2022–23 school year SPCSA Academic Performance Framework results as provided.



Takeaways: 2022-23 SPCSA Academic Performance

- NSPF
 - About 75% of SPCSA schools achieved a 3-star or higher NSPF rating, which outperformed the state (~45% of schools were 3-star or higher) and all Nevada districts except one small district.
 - Generally, proficiency rates in ELA, Math, and Science have decreased in recent years for the SPCSA and its student groups, but rates still outperform the state and its student groups. However, many students are still not meeting grade-level proficiency expectations.
 - SPCSA median growth either held steady or increased slightly over last year, but the percent of SPCSA students meeting their growth targets decreased from last year.
- SPCSA Academic Performance Framework
 - About 75% of SPCSA schools received a Meet or Exceeds Standard rating.
 - Over 80% of SPCSA schools had an NSPF score that outperformed their local comparison district, and a similar rate of schools had an NSPF score that outperformed their local comparison school.
 - Only about a quarter of SPCSA schools had an enrollment rate at or above their local comparison district in each of the FRL, IEP, and ELL comparison measures. However, 44% of SPCSA schools received at least one bonus point for increasing their FRL, IEP, or ELL enrollment rate by at least 25% from last year.

Thank you!

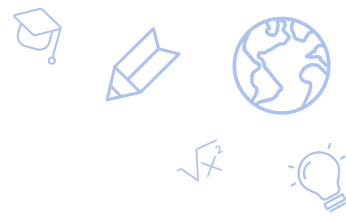


Item 11 – Academic Performance Recommendations

- a. Recommended Action: Removal of Prior Notices for Academic Performance
- b. Recommended Action: Issuance of Notices of Concern for Academic Performance
- c. No Action Recommended



Authority Oversight of Academic Performance



NRS 388A.150 **Creation; purpose.**

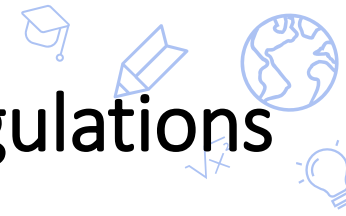
1. The State Public Charter School Authority is hereby created. The purpose of the State Public Charter School Authority is to:

(a) Authorize charter schools of high-quality throughout this State with the goal of expanding the opportunities for pupils in this State, including, without limitation, pupils who are at risk.

(b) Provide oversight to the charter schools that it sponsors to ensure that those charter schools maintain high educational and operational standards, preserve autonomy and safeguard the interests of pupils and the community.

(c) Serve as a model of the best practices in sponsoring charter schools and foster a climate in this State in which all high-quality charter schools, regardless of sponsor, can flourish.

Authority Oversight of Academic Performance: State Law/Regulations

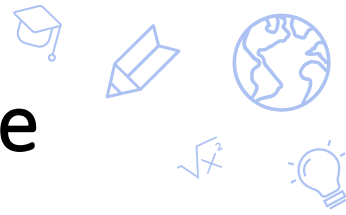


- Poor academic performance for an SPCSA school may result in Authority action, per Nevada state law and regulation:
 - Mandatory termination¹
 - Three 1-star NSPF ratings in any five-year period.
 - Permissive termination²
 - High schools – a graduation rate under 60 percent for the immediately preceding school year.
 - Elementary and middle schools – lowest 5 percent in NSPF score statewide for the immediately preceding school year.
 - Elementary, middle, and high schools – receives a 1- or 2-star NSPF rating in each of the last three ratings OR has “not complied consistently” with SPCSA Academic Performance Framework.
- Historically, the Authority has issued academic notices to notify a school/board that the school met underperformance criteria listed above. With continued underperformance, the Authority may escalate a notice, or in extreme cases, terminate a charter contract as authorized under state law/regulation.
 - Historically, the Authority has issued Notices of Concern, Notices of Breach, and Notices of Intent to Terminate, in order of severity.

¹[NRS 388A.300.](#)

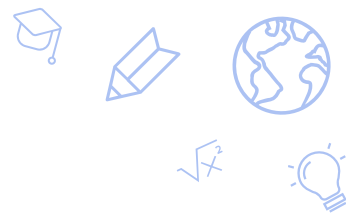
²[NRS 388A.330](#) and [NAC 388A.350.](#)

Prior Authority Action Regarding Academic Underperformance



- Due to the COVID-19 pandemic, the Authority has not issued or escalated academic notices since the [meeting](#) October 4, 2019.
- Some academic Notices were removed at the [meeting](#) on November 18, 2022.
- At the [meeting](#) on October 13, 2023, the Authority voted to:
 1. Lift existing academic notices for schools that received a three-star or higher rating in the 2022-23 NSPF AND a Meets or Exceeds Standard rating in the 2022-23 SPCSA Academic Performance Framework.
 2. Issue academic notices to any schools demonstrating underperformance (schools with a 1- or 2-star 2022-23 NSPF rating AND a Below or Does Not Meet Standard rating in the 2022-23 SPCSA Academic Performance Framework).

Agenda Item #11 - Academic Performance Recommendations



- **Item a: Removal of Prior Notices for Academic Performance.**

- SPCSA staff recommends Notices of Concern be removed from specified charter schools due to the school achieving a 3-star or higher NSPF rating and a Meets or Exceeds Standard rating on the SPCSA Academic Performance Framework for the 2022-23 school year.

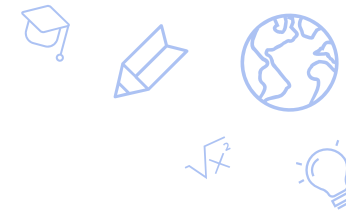
- **Item b: Issuance of Notices of Concern for Academic Performance.**

- Per Authority action on October 13, 2023, SPCSA staff recommends Notices of Concern be issued to specified charter schools due to the school receiving a one- or two-star NSPF rating and a Below or Does Not Meet Standard rating in the SPCSA Academic Performance Framework for the 2022-23 school year.

- **Item c: No Action.**

- SPCSA staff recommends no action be taken regarding specified underperforming schools.

Item a: Removal of Prior Notices for Academic Performance



The following schools

- Have a current Notice of Concern; and
- Achieved a 3-star or higher NSPF rating and a Meets or Exceeds Standard rating on the SPCSA Academic Performance Framework for the 2022-23 school year.

School Name	2018-19 NSPF Score	2018-19 NSPF Rating	2021-22 NSPF Score	2021-22 SPCSA Acad Frwk Score	2021-22 SPCSA Acad Frwk Rating	2022-23 NSPF Score	2022-23 NSPF Rating	2022-23 SPCSA Acad Frwk Score	2022-23 SPCSA Acad Frwk Rating	Notes
NV Prep ES	40	2	12.2	19.3	Below Standard	50.5	3	65.3	Meets Standard	Notice of Concern

Item b: Issuance of Notices of Concern for Academic Performance

The following schools received a one- or two-star NSPF rating and a Below or Does Not Meet Standard rating in the SPCSA Academic Performance Framework for the 2022-23 school year.

School Name	2018-19 NSPF Score	2018-19 NSPF Rating	2021-22 NSPF Score	2021-22 SPCSA Acad Frwk Score	2021-22 SPCSA Acad Frwk Rating	2022-23 NSPF Score	2022-23 NSPF Rating	2022-23 SPCSA Acad Frwk Score	2022-23 SPCSA Acad Frwk Rating
Battle Born ES	Not Open	Not Open	Not Open	Not Open	Not Open	24.2	1	33.5	Does Not Meet Standard
CIVICA ES	Not Open	Not Open	26.5	27.9	Does Not Meet Standard	27.5	2	32.5	Does Not Meet Standard
CIVICA MS	Not Open	Not Open	54.6	66.7	Meets Standard	35.0	2	43.0	Does Not Meet Standard
Discovery Hillpointe ES	76.6	4	76.6	69.9	Meets Standard	42.5	2	36.5	Does Not Meet Standard
Discovery Hillpointe MS	70.5	4	73.8	75.2	Meets Standard	47.5	2	41.5	Does Not Meet Standard
Doral Fire Mesa ES	84.0	5	61.0	64.6	Meets Standard	43.0	2	42.8	Does Not Meet Standard
Equipo Acad MS	83.0	5	68.5	79.1	Meets Standard	34.0	2	41.4	Does Not Meet Standard
Explore Acad MS	Not Open	Not Open	18.8	31.2	Does Not Meet Standard	11.1	1	18.6	Below Standard
Honors Acad ES	50.0	3	38.8	30.2	Does Not Meet Standard	23.3	1	19.9	Below Standard
Imagine Mtn View ES	56.5	3	67.7	73.6	Meets Standard	26.5	1	25.9	Does Not Meet Standard
Learning Bridge ES	74.4	4	16.1	19.6	Below Standard	38.8	2	44.2	Does Not Meet Standard
Legacy Cadence MS	82.0	5	59.5	60.7	Meets Standard	46.5	2	49.9	Does Not Meet Standard
Legacy N Valley ES	46.5	2	34.5	29.7	Does Not Meet Standard	34.0	2	39.4	Does Not Meet Standard
Nevada Virtual MS	61.5	3	42.0	37.2	Does Not Meet Standard	33.0	2	30.8	Does Not Meet Standard
NV Rise ES	0	Not Rated	20.0	22.0	Does Not Meet Standard	15.0	1	20.0	Does Not Meet Standard
Pinecrest Virtual MS	Not Open	Not Open	Not Open	Not Open	Not Open	32.7	2	29.6	Does Not Meet Standard
Quest Northwest ES	42.0	2	57.5	52.5	Meets Standard	18.5	1	21.1	Does Not Meet Standard
Signature Prep MS	Not Open	Not Open	57.2	63.3	Meets Standard	41.0	2	46.6	Does Not Meet Standard
Silver Sands ES	59.4	3	53.0	49.8	Does Not Meet Standard	8.8	1	13.2	Below Standard
SLAM Acad ES	Not Open	Not Open	60.0	60.0	Meets Standard	20.0	1	26.0	Does Not Meet Standard
Somerset North Las Vegas ES	43.5	2	50.5	58.3	Meets Standard	24.5	1	30.7	Does Not Meet Standard
TEACH LV ES	Not Open	Not Open	N/A	N/A	Not Rated	11.0	1	19.6	Below Standard
TEACH LV MS	Not Open	Not Open	62.6	69.5	Meets Standard	11.0	1	20.6	Does Not Meet Standard
Young Women's Ldshp Acad MS	Not Open	Not Open	Not Open	Not Open	Not Open	34.4	2	38.6	Does Not Meet Standard



Item c: No Action Recommended

The following schools received a one- or two-star NSPF rating and a Below or Does Not Meet Standard rating in the SPCSA Academic Performance Framework for the 2022-23 school year. However, no action is recommended due to the rationale presented below.

School Name	2018-19 NSPF Score	2018-19 NSPF Rating	2021-22 NSPF Score	2021-22 SPCSA Acad Frwk Score	2021-22 SPCSA Acad Frwk Rating	2022-23 NSPF Score	2022-23 NSPF Rating	2022-23 SPCSA Acad Frwk Score	2022-23 SPCSA Acad Frwk Rating	Current Notice
Beacon Acad	10.5	1	3.7	17.2	Below Standard	4.4	1	17.6	Below Standard	None
Coral Acad of Sci Las Vegas Nellis ES	48.3	2	43.8	37.2	Does Not Meet Standard	39.4	2	48.6	Does Not Meet Standard	Notice of Concern
Democracy Prep ES	41.0	2	46.5	53.9	Meets Standard	35.0	2	44.0	Does Not Meet Standard	Notice of Concern
Discovery Sandhill ES	27.7	2	37.0	33.2	Does Not Meet Standard	40.0	2	47.0	Does Not Meet Standard	Notice of Concern
Freedom Classical Acad ES	41.0	2	35.0	35.0	Does Not Meet Standard	34.0	2	39.4	Does Not Meet Standard	Notice of Breach
Legacy Cadence ES	48.0	2	23.5	22.1	Does Not Meet Standard	41.0	2	47.6	Does Not Meet Standard	Notice of Concern
Legacy N Valley ES	46.5	2	34.5	29.7	Does Not Meet Standard	34.0	2	39.4	Does Not Meet Standard	Notice of Breach

Available data shown for recent years. See prior slides for details and timelines regarding data availability.

Rationale

- **Beacon Academy**
 - Beyond the NSPF, Beacon is approved to be rated under the Nevada Alternative Performance Framework, which reports performance for alternative schools serving high-needs populations. State law exempts charter schools rated under the Alternative Performance Framework from mandatory termination provisions (three 1-star NSPF ratings in any five-year period).¹
 - The Authority could apply permissive termination provisions² but this is not recommended due to the unique Beacon model.
 - Historically, the Authority has taken no action regarding an academic notice for Beacon.
- **Schools with current academic Notices**
 - The Authority could escalate notices (e.g. escalate Notice of Concern to Notice of Breach) based on permissive termination provisions² (schools with a 1 or 2-star NSPF rating “during the last three ratings” or “not complied consistently” with SPCSA Academic Performance Framework) but this is not recommended due to pandemic disruptions to both learning and NSPF star rating availability.

¹[NRS 388A.300](#).

²[NRS 388A.330](#) and [NAC 388A.350](#).