



## BANV SCPSA Presentation 2022

**Andrea Damore**, Executive Director of Academics

**Tambre Tondryk**, Executive Director of Operations

**Mary Kay Bellinger**, Operations Coordinator

**Vincent Medina**, Academic Coordinator



**BEACON**  
ACADEMY OF NEVADA  
— GUIDING YOUR POTENTIAL —

# Beacon Academy of Nevada

**Our Mission:** To offer at-risk high school students the choice of an innovative and relevant education, which provides the flexibility and support to graduate from high school with concrete plans for their future.

**Our Program:** Blended alternative education high school for 16-21 year old students that qualify for enrollment. A flexible, personalized program where students achieve academic success and are provided with a learning environment in which they are able to thrive.



# School Timeline

**2009** NDE Approved Charter

**2010-2014** BANV Struggles as an Online Statewide High School

**2014-2016 Turnaround Process Begins**

- Academic Seminar
- Blended school implementation
- Quarterly grading system
- Low student to teacher ratio
- High level of supportive staff for students
- Community partnerships
- Individualized Academic Programming

**Fall 2016:** Stakeholders surveyed to move to an alternative education high school

**December 2016:** Exclusively enroll alternative education students in Clark County

**2017-2018:** Over 75% of students enrolled qualify as Alternative according to NRS

- BANV qualifies to be evaluated by the Nevada Department of Education under the Alternative Performance Framework

**January 2022:** Opened the East Campus



# BANV Student Enrollment Criteria

**Qualifying Conditions for Enrollment:** See also NRS 385A.740 and LCB File No. R126-15

**Eligible students must meet ONE Alternative Education Enrollment Criteria:**

- **Credit Deficiency: By END of**
  - 9<sup>th</sup> grade or two semesters of high school, has **0 credits**
  - 10<sup>th</sup> grade or four semesters of high school, has **5 or fewer credits**.
  - 11<sup>th</sup> grade or six semesters of high school, has **11 or fewer credits**.
  - 12<sup>th</sup> grade or eight semesters of high school, has **17 or fewer credits**.
  - **5th** year still requires graduation requirements.
  - Student who has been **retained 2 or more times in 8th grade or below**
- **Special Education**
- **Suspension or Expulsion: (NRS 392.466)**
- **Habitual discipline problem (NRS 392.4655)**
- **Being under court jurisdiction or adjudicated to be in need of supervision because the child is: (NRS 62B.320)**



# BANV Key Elements

- **Rolling Enrollment**
  - Students enroll & begin classes every week.
    - Enrollment Specialist completes consultation
    - Social Worker meets with student and family and completes needs assessment
    - Special Education students meet with Special Education Facilitator to review their IEP
- **MTSS**
  - Umbrella of Social, Emotional, Academic and Behavioral services and Interventions for students
- **Student Support Services**
- **Low student to teacher ratio**
- **Staff Training & Certifications:** McKinney Vento, CPI, ASSIST, Diversity & Equity, Restorative Practices
- **Staff Composition:** School of choice for students & staff
- **Real time data** for all staff: Attendance, weekly progress, academics
  - Data sync hourly
  - Review of individual student quarterly performance
- **Quarterly Grading Periods**
- **Free Summer School** - Term 5
- Course completion of a **C or higher** at any time during the term
- **Students Graduate Every Day**
- **Student Re-Engagement**
  - Conferences
  - Home visits



# Demographic Information: Ethnicity & Gender

	East		West		Total %
Asian	1.2%		3.6%		2.8%
Black	28.6%		26.2%		27.0%
Caucasian	13.5%		18.6%		16.8%
Hispanic	52.0%		42.1%		45.5%
Native American or Pacific Islander	0.8%		1.8%		1.5%
Multiracial	4.0%		7.7%		6.4%
<b>Enrolled as of April 2022</b>	<b>170</b>		<b>289</b>		<b>459</b>
<b>%</b>	<b>37%</b>		<b>63%</b>		<b>100%</b>

	Female	Male
<b>East</b>	48%	52%
<b>West</b>	42.8%	57.2%
<b>All</b>	44.7%	55.3%

# Demographics: High Need Categories

	East	West	Total #	Total %
<i>IEP</i>	22.6%	22.6%	155	22.6%
<i>1+ Year Behind in Credits</i>	80.2%	75.3%	535	78.1%
<i>Adjudicated</i>	9.1%	9.7%	66	9.6%
<i>Behavior (Suspension/Expulsion)</i>	9.1%	10.0%	67	9.8%
<i>Multiple Alt Ed Qualifiers</i>	85.7%	81.4%	576	84.1%
EL	17.9%	15.8%	115	16.8%
FRL	78.2%	70.6%	509	74.3%
McKinney Vento or Foster Care	23%	17.2%	134	19.5%
Pregnant/Parenting	6.7%	5.4%	41	6.0%

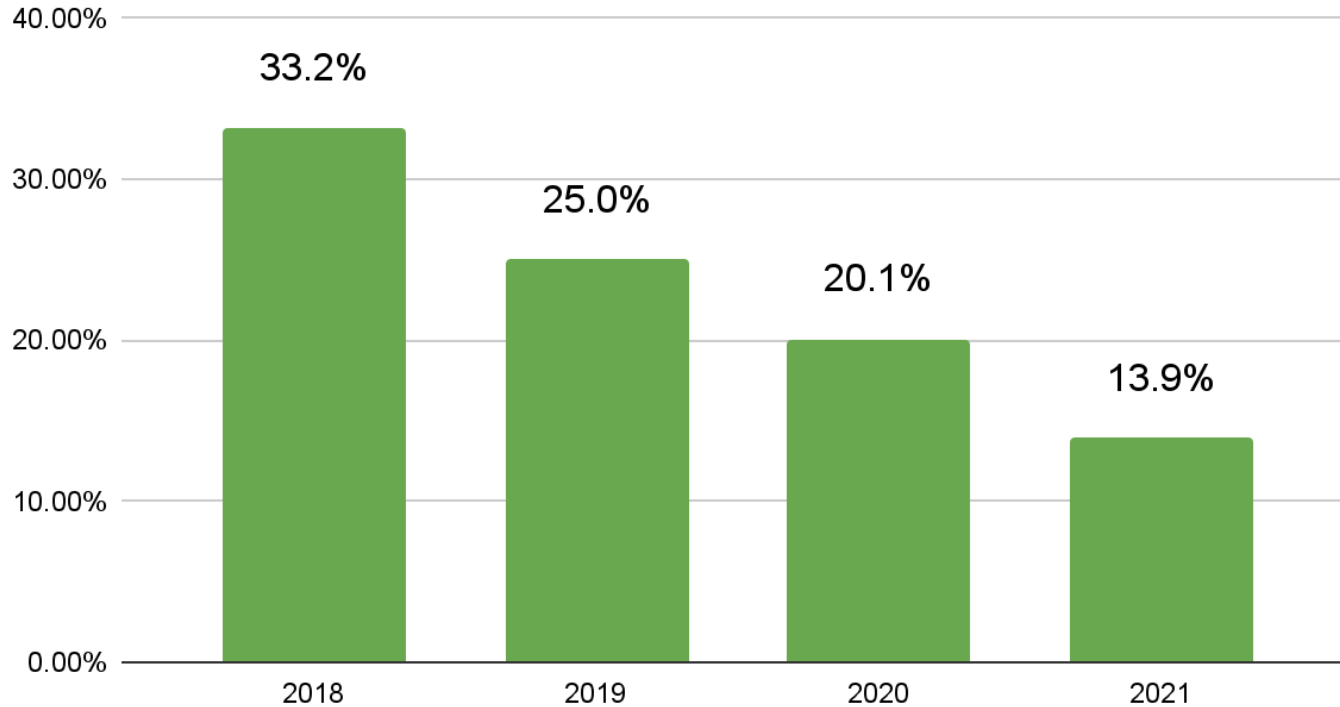
FRL Direct Certification	
East	57.9%
West	52.3%
Total %	55.0%

***Bold and italics signifies student groups who qualify for Alt Ed enrollment.***

**95% of students this year fall into at least one of these categories.**

# School Performance: Cohort Graduation Rates

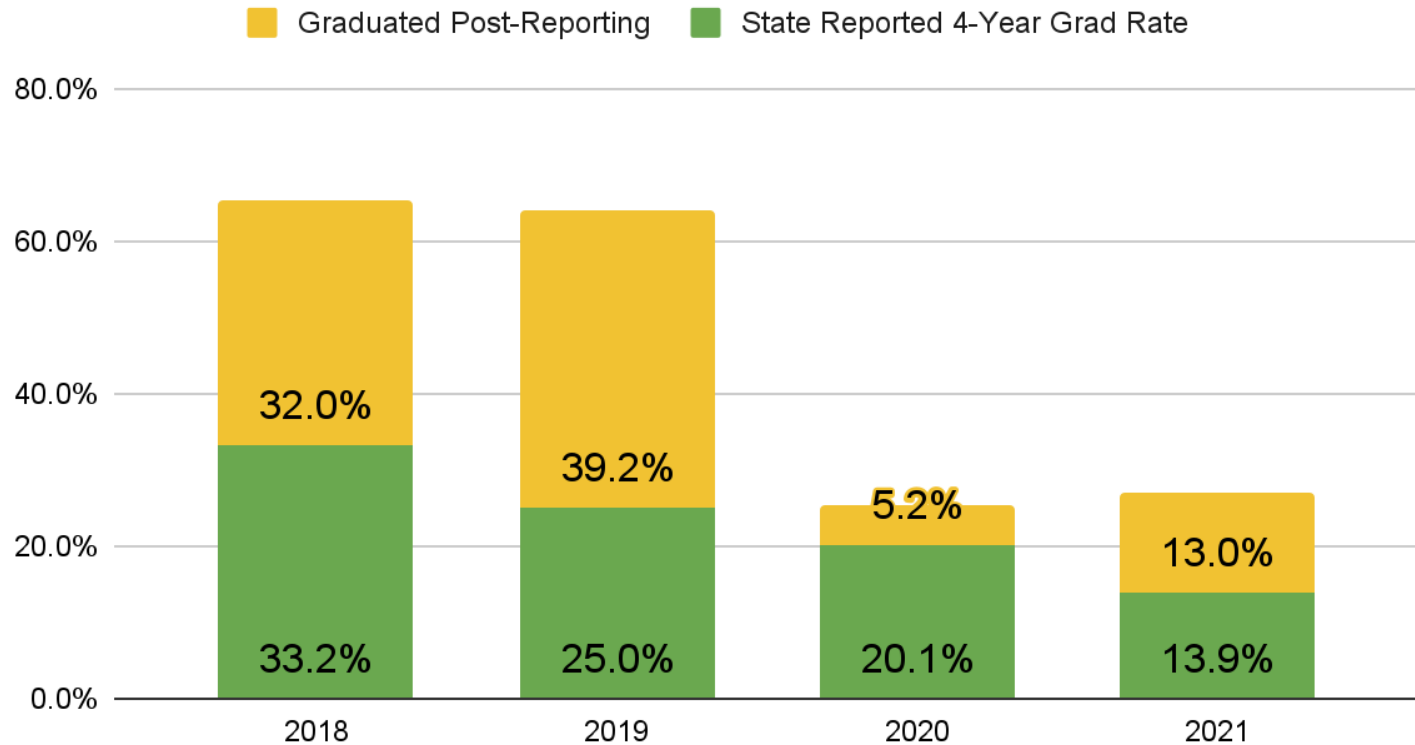
## 4 Year Cohort Grad Rate





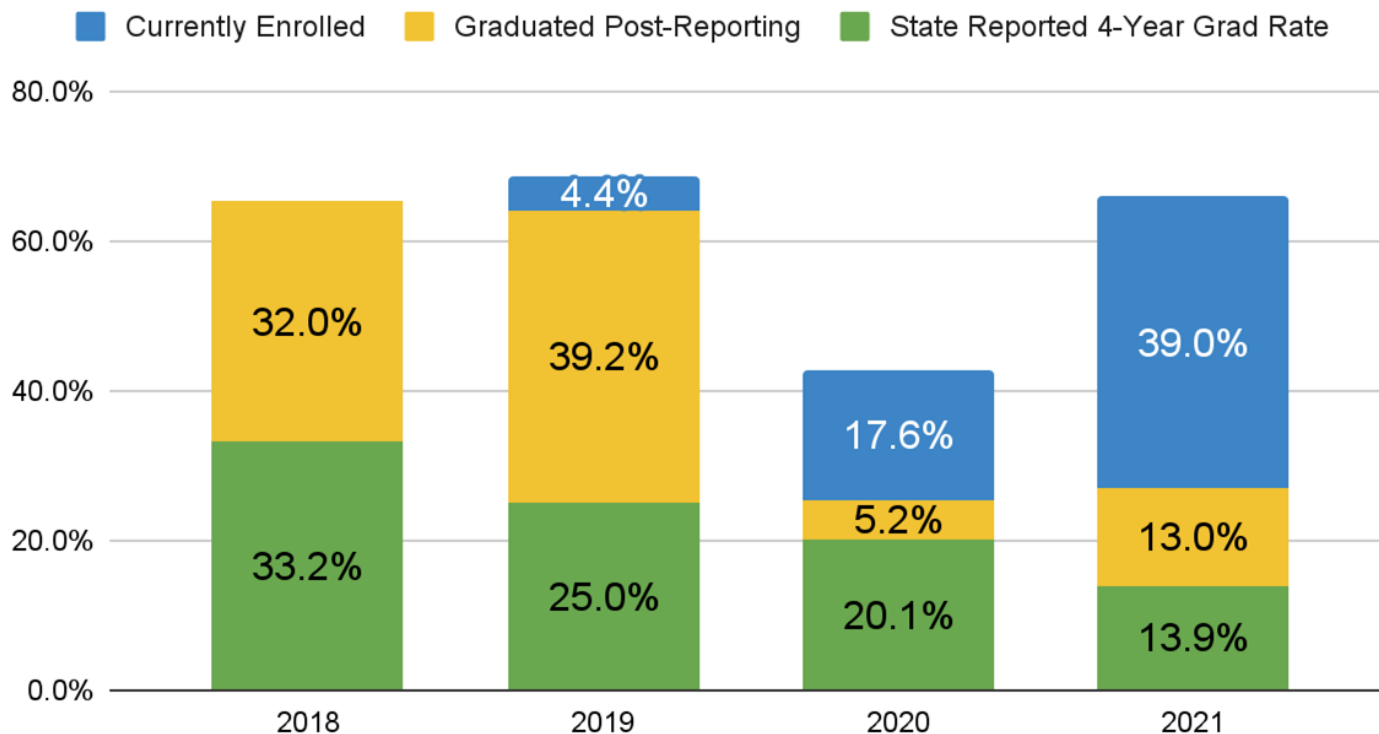
# School Performance: Cohort Graduation Rates

## Within and Post-Cohort Grads



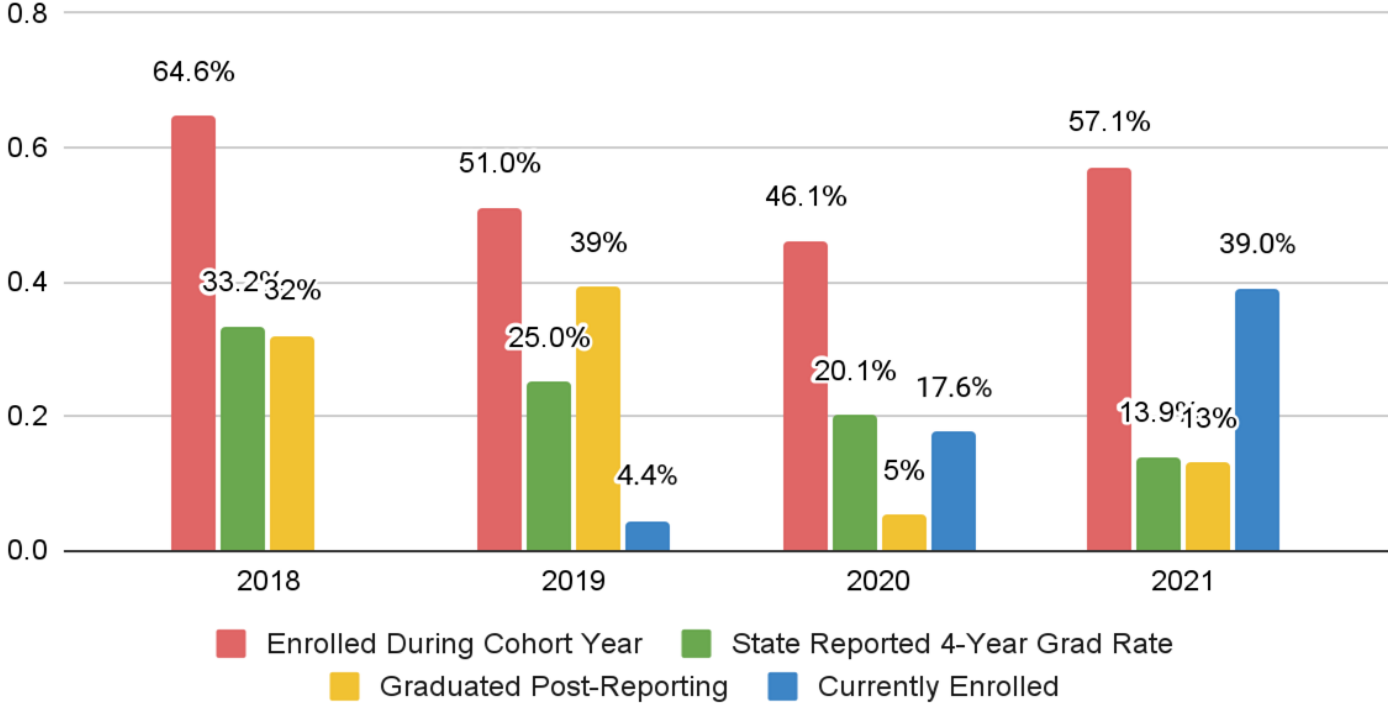
# School Performance: Cohort Graduation Rates

## Cohort and Post-Cohort Grads and Current Enrollment



# School Performance: Cohort Graduation Rates

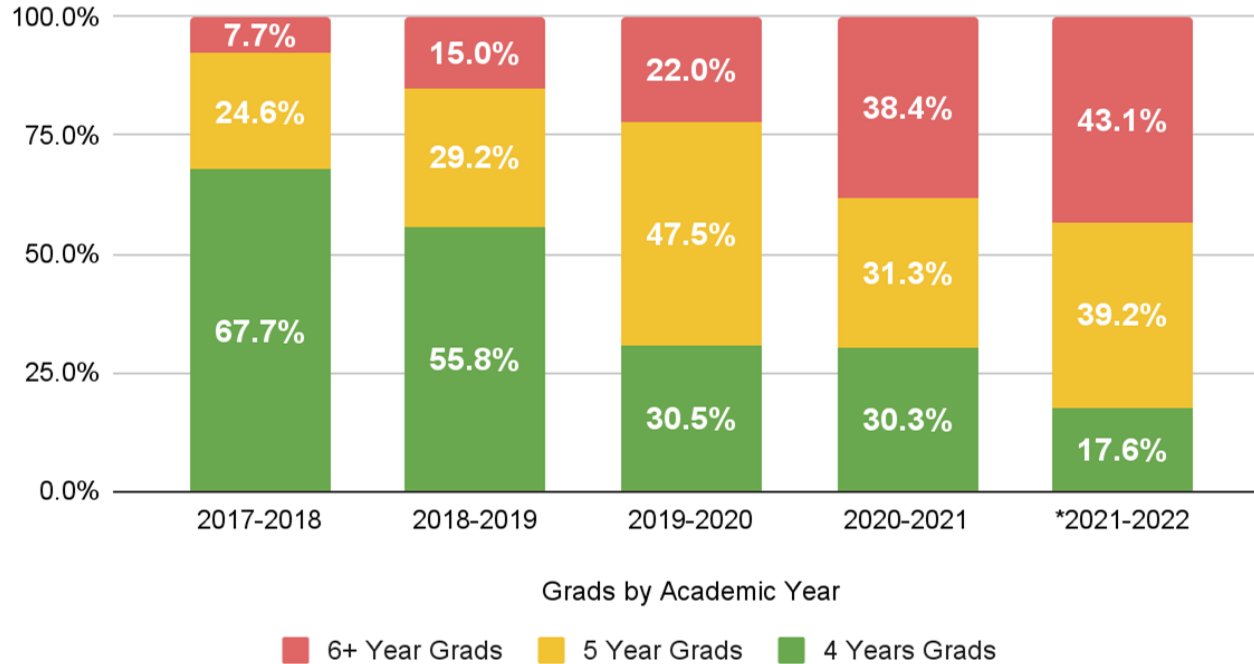
Cohort Data by Enrollment Length



	Total in Cohort
2018	271
2019	272
2020	239
2021	179

# Historical Grads Per Academic Year by Cohort

Grad Cohort Status



	Total Grads
2017-2018	130
2018-2019	120
2019-2020	118
2020-2021	99
*2021-2022	51*
*81 students are projected to graduate between now and the end term 5	

# 21-22 Credit Earning Rate by Group & Campus

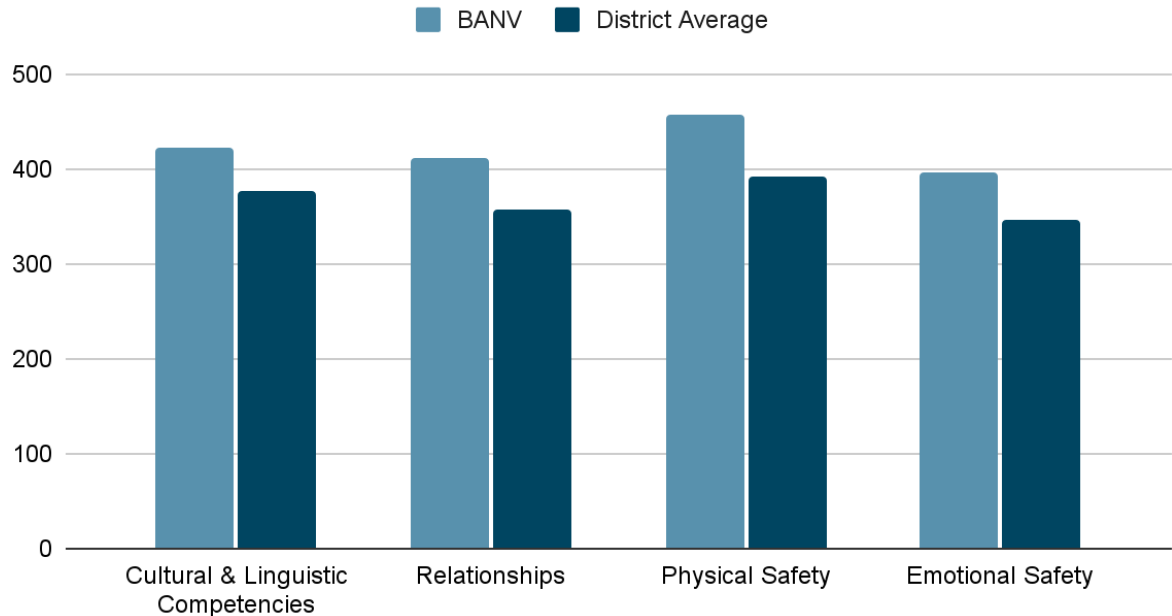
Average Credits Earned								
	Term 1			Term 2			Term 3	
Both Campuses / All Students	1.42			1.58			1.56	
	East	West		East	West		East	West
ALL	1.23	1.52		1.44	1.65		1.54	1.57
FRL	1.18	1.58		1.31	1.65		1.50	1.59
IEP	1.22	1.48		1.32	1.64		1.62	1.53
ELL	1.24	1.40		1.13	1.70		1.38	1.40

# School Performance: NV-SCSEL Survey

78% Participation Rate. Every year BANV is higher than the state and district average:

“Relationships with students and adults are a strength at the school, and the system and organization for mentorship and the adult-to-student connection are a paragon of success in the educational environment.”  
*Cognia Accreditation Report, 2/22*

Survey Results



# School Performance: Cognia Accreditation

“The school completely commits to the institution’s original mission and vision with fidelity and integrity that is focused on meeting the individual learning needs of students in an alternative educational setting.” *Cognia Accreditation Report, 2/22*

- **Insufficient: 0**
- **Initiating: 1 Standard- Area for growth**
  - Represents areas to enhance and extend current improvement efforts
- **Improving: 23 Standards- It is everywhere**
  - Pinpoints quality practices that are improving and meet the standards
- **Impacting: 10 Standards- Over the top!**
  - Demonstrates noteworthy practices producing clear results that positively impact the institution

**Overall Index Education Quality: 328.53** (Avg. range 278-283)



# School Performance: Student Survey

*“Beacon makes me want to come to school, I finally have the drive to finish school.”*

- **Name Withheld\***, 1st Year at BANV

*“Beacon is a terrific school when it come to students’ mental and physical health. Compared to other schools, **Beacon’s way of teaching shows how much you care about our education.**”*

- **Name Withheld\***, 2nd Year at BANV

*“I have never felt smarter or have had the belief in myself that I will succeed more than I do here because **I have so many benefits here that I didn’t have anywhere else.**”*

- **Name Withheld\***, 1st Year at BANV

*“This is the first school that has actually taken their time to work with me and **makes me feel like they want to see me do great.**”*

- **Chyna McDonald**, 2nd Year at BANV

*“**I couldn’t be happier at a different school**, this school helps me focus. The staff and students here are quiet and polite, The teachers here help me with anything I need.”*

- **Dominique Trevino**, 1st Year at BANV

*“Other schools that I’ve attended have never put this much effort into their students like Beacon does. **Beacon goes above and beyond for their students.**”*

- **Name Withheld\***, 2nd Year at BANV





# Next Steps Based on Current Progress Towards Goals

- Continue to address COVID learning loss
- Increase student attendance
- Increase student's earning a C or higher
- Increase the number of students that earn 2 credits or more each term
- Increase the number of graduates each term
- Increase consistency with the operation of two campuses





## Closing Slide and Questions



**BEACON**  
ACADEMY OF NEVADA  
— GUIDING YOUR POTENTIAL —